



Maintenance Support Equipment

# Trilift® Product Catalogue



*For the safe and time efficient handling of  
mining equipment components*

# Table of Contents

<b>Introduction</b>	3	<b>Generator Handling</b>	
<b>Variable Work Tables &amp; Jigs</b>		Cat 795 Generator Hoist	21
VWT 15	4	<b>G.E.T. Products</b>	
Multijig 15	5	Chain N Lift	22
Universal Cylinder Clamp	5	Lever Pin N Lift	23
VWT XC25	6	<b>Belly Pan Hoist &amp; Tooling</b>	
VWT XC30	7	Belly Pan Hoist	24
Multijig XC Tilt Head	8	Universal Slope Jig	24
Strut Jig	8	Ball-Cap Jig	24
Cylinder Handler	9	Cat A-Frame Pin Tool	25
Rear Suspension Link Jig	9	Liebherr T282 Steering Link Jig	25
Hub & Spindle Jig	10	Pump Jig	25
Universal Spider Tool	10	Spindle Plate Jig	25
Universal Electric Wheel Motor Jig	11	Steering Cylinder Jig	25
Universal Large Wheel Motor Jig	11	<b>Balance Tools</b>	
Universal Hub & Strut Jig	12	Component Balance Tool	26
Universal Rear Wheel Group Jig	13	Balance Jig	27
Komatsu Front Quarter Jig	13	<b>Work Platforms</b>	
<b>Tyre Handling</b>		Variable Height Work Platform	28
TH15000 Workshop Tyre Handler	14	Access Platforms	29
Tyre Stand	15	Kress Combo Lift	29
Cat Rim Adaptor Tool	15	<b>Engine Lifting Beam</b>	
TH2000 Tyre Handler	16	Engine Lifting Beam	30
<b>Jack Stands</b>		<b>Custom Products - problems solved</b>	31
Model 100	17	Universal Wheel Nut Tool	32
Model 300	17	Variable Height Sliding Stair	32
<b>Transmission Handling</b>		Universal Hub Strut Service Tool	33
Transmission Hoist MKII	18	CR20000 Component Rotator	33
Wheel Stands or Ramps	19	<b>Onsite Training, Servicing &amp; Spare Parts</b>	34
Final Drive Handling	19		
Cat 797 Transmission Hoist	20		

For your convenience this catalogue uses QR codes to direct you to more product information on the Hedweld website.

# Hedweld Group of Companies

Hedweld Group of Companies consists of Hedweld USA Inc., Hedweld Engineering Pty Ltd and Mecensol Pty Ltd. Hedweld has established itself as a world leader in the design and manufacture of mining equipment.

Hedweld is known for its Trilift® range of workshop component handling equipment and the Safe-Away® range of Ladder and Stair Access Systems. Hedweld markets and distributes a range of technologically advanced, innovative products specifically designed for the mining and earthmoving industries. Both product ranges offer high quality products specifically designed to improve safety and efficiency within these industries.

## Trilift® Product Range

Hedweld manufactures and distributes the Trilift® range of products specifically designed to assist with the removal, installation and handling of components on mining and heavy earthmoving vehicles. Components such as tyres, wheel motors, hoist cylinders, final drives, transmissions, differentials, hub and strut assemblies and more can be safely handled using our Trilift® component handling products.

As well as supporting the Australian mining industry, Hedweld products are exported globally to regions including Africa, North, Central and South America, Central Asia, Europe and the Asia Pacific.

To keep pace with the ever changing developments in heavy machinery design, Hedweld works closely with Original Equipment Manufacturers (OEMs) to custom design new and innovative products to make component lifting and handling safer, more time efficient and offering significant productivity gains. With the release of new, larger mining and earthmoving equipment, comes the need to safely lift and handle heavier components. Hedweld is constantly reviewing product designs in order to provide the market with timely solutions to the latest lifting and handling requirements.

<i>Safety</i>	<i>Efficiency</i>	<i>Innovation</i>
Hedweld's Trilift® range of tooling makes component handling safer by eliminating manual handling and reducing the need for mobile plant in the workshop.	By doing things smarter, downtime is reduced and repairs or maintenance to equipment is less labour intensive, providing increased productivity.	Using the latest design techniques and technology, we pride ourselves on being at the forefront of innovation.

*Through innovation we provide  
improved safety and efficiency*





## Variable Work Tables

### VWT 15

The Trilift® Variable Work Table 15 has been designed and manufactured to provide the versatility to safely handle a range of components on large earthmoving trucks which have a carrying capacity up to 240 tonnes.

The main frame carrier is self-propelled and hydraulically operated and has a safe working capacity of 15 tonnes (on the table). The table is pre-drilled to accept task specific jigs including the Trilift® Multijig 15 attachment (Please see pages 8-14 for available Trilift® VWT Jigs).

The Trilift® VWT 15 is available in three models:

- **Trilift® VWT 15D** powered by a self-contained Tier IV pollution rated diesel motor powering the hydraulic pump with an OEM silent pack. *(Part No. TL01015)*
- **Trilift® VWT 15E** 36V DC powered utilising a 240V AC smart battery charger to charge the battery pack. *(Part No. TL01002)*
- **Trilift® VWT 15PE** pneumatic/hydraulic powered. *(Part No. TL01016)*



#### Features

- Self-propelled
- 3 power options
- Table capable of raise, tilt and slew
- Minimises the need for suspended loads
- Work within one workshop bay
- Reduces down time
- Increases safety for all working on and around the machine

#### Component handling includes

- Wheel motors
- Rear struts
- Front hubs
- Hub and strut assemblies
- Final drives
- Hoist cylinders

*(For handling the above components, please review the following pages for job specific jigs).*







## Variable Work Table Jigs

### Multijig 15 (Part No. TL02008A)

The Trilift® Multijig 15 attachment is designed to bolt directly on the pre-drilled table of the Variable Work Table 15 to aid in the removal of a variety of heavy earthmoving components.

#### Components include

- Front hub and strut assemblies using clamp jaws
- Front and rear suspension struts (Trilift® Universal Cylinder Clamp required)
- Hoist cylinders (Trilift® Universal Cylinder Clamp required)

#### Features

- Hydraulic operation (integrating with Trilift® VWT 15)
- Load holding (counterbalance) valves on all cylinders



Compatible with the Trilift® VWT 15

### Universal Cylinder Clamp (Part No. TL02006)

The Trilift® Universal Cylinder Clamp when used in conjunction with the Trilift® Multijig 15 is designed to assist with the safe and efficient handling of large hydraulic cylinders, including hoist cylinders and rear struts.

Featuring a telescopic arm, the reach of the clamp can be easily altered for two lengths of operation by pinning the adjustable arm to the required length.

#### Features

- Working Load Limit capacity 1850kgs/4078lbs at max reach
- Simple, quick attachment to the head of the Trilift® Multijig 15
- Adjustable arm length for extended reach (max extension 2280mm/90in approx)
- Adjustable wire ropes to clamp cylinders of varying diameters from 350mm/13.7in to 500mm/19.6in
- Jig can also be used as a jib crane



Compatible with the Trilift® VWT 15



## Variable Work Tables

### VWT XC25

The Trilift® Variable Work Table XC25 has been designed to safely handle a range of components on large mining and earthmoving trucks which have a carrying capacity in excess of 240 tonnes.

The main frame carrier is self-propelled and hydraulically operated with a Working Load Limit of 25 tonnes (on the table). The table is pre-drilled to take a range of component specific jigs (Please see pages 8-13 for available Trilift® VWT Jigs). The Trilift® VWT XC25 is available in 2 models:

- **Trilift® VWT XC25D** powered by a self-contained Tier IV pollution rated diesel motor powering the hydraulic pump with an OEM silent pack. (*Part No. TL01025*)
- **Trilift® VWT XC25E** AC/DC powered offering both 415V AC and 48V DC power (custom voltages are available upon request). (*Part No. TL01026*)



Trilift® VWT XC25 with XC Multijig

#### Features

- Fully remote controlled and self-propelled
- 2 power options
- Table capable of raise, tilt and slew
- Minimises the need for suspended loads
- Work within one workshop bay
- Reduces down time
- Increases safety for all working on and around the machine

#### Component handling includes

- Wheel motors
- Rear struts
- Front hubs
- Hub and strut assemblies
- Final drives
- Hoist cylinders

(For handling the above components, please review the following pages for job specific jigs).



Trilift® VWT XC25 and VWT XC30 are remote controlled







## Variable Work Tables

### VWT XC30

The Trilift® Variable Work Table XC30 has been designed to safely handle a range of components on the Ultra-class range of mining haul trucks which have a carrying capacity in excess of 240 tonnes.

The main frame carrier is self-propelled, hydraulically operated and has a working load limit of 30 tonnes (on the table). All wheel drive and all wheel steer provide greater manoeuvrability. The table is pre-drilled to accept a range of component specific jigs (Please see pages 8-14 for available Trilift® VWT Jigs). The Trilift® VWT XC30 is available in 2 models:

- **Trilift® VWT XC30D** powered by a self-contained Tier IV pollution rated diesel motor powering the hydraulic pump. (*Part No. TL01003*)
- **Trilift® VWT XC30E** AC/DC powered offering both 415V AC and 48V DC power (custom voltages are available upon request). (*Part No. TL01031*)



Trilift® VWT XC30 with XC Multijig and Cylinder Handler

#### Features

- All wheel drive, all wheel steer
- Fully remote controlled and self-propelled
- 2 power options
- Table capable of raise, tilt and slew
- Minimises the need for suspended loads
- Work within one workshop bay
- Reduces down time
- Increases safety on and around the machine

#### Component handling includes

- Wheel motors
- Rear struts
- Front hubs
- Hub and strut assemblies
- Final drives
- Hoist cylinders

(For handling the above components, please review the following pages for job specific jigs).



Trilift® VWT XC25 and VWT XC30 are remote controlled





## Variable Work Table Jigs

### Multijig XC Tilt Head

(Part No. TL02090A)

Designed to integrate with the Trilift® VWT XC25/30 the Trilift® Multijig XC Tilt Head bolts directly to the pre-drilled table to assist with the removal of the following components.

#### Components include

Used in conjunction with a range of Trilift® jigs to handle:

- Hoist cylinders
- Front & Rear Suspension Cylinders
- Suspension struts (with Trilift® Strut Jig)
- Rear Suspension Links (with Trilift® Rear Suspension Link Jig)

#### Features

- Hydraulic operation (integrating with Trilift® VWT XC25/30)
- Load holding (counterbalance) valves on all cylinders
- Integrates with Trilift® VWT XC25/30 remote control
- Head rotation 180 degrees



Compatible with the Trilift® VWT XC25/XC30

### Strut Jig

(Part No. TL02121 - Komatsu 830/930. Call for other makes.)

The Trilift® Strut Jig when used in conjunction with the Trilift® Multijig XC is designed to assist with the safe and efficient handling of large hydraulic struts following removal of hub and spindle.

#### Features

- Integrates with Trilift® VWT XC25/30 remote control
- Integrates with Trilift® Multijig XC Tilt Head quick hitch



Compatible with the Trilift® VWT XC25/XC30





## Variable Work Table Jigs

### Cylinder Handler

(Part No. TL02091)

The Trilift® Cylinder Handler when used in conjunction with the Trilift® Multijig XC Tilt Head, is designed to assist with the safe and efficient handling of large hydraulic cylinders, including hoist cylinders, front and rear struts on various model.

Featuring a telescopic arm, the reach of the clamp can be easily altered for two lengths of operation by pinning the adjustable arm to the required length.

#### Features

- W.L.L. capacity of 2000kgs/4409lbs at max reach
- Telescopic reach adjustment
- Quick-Hitch for connection to Trilift® Multijig XC Tilt Head and Trilift® Rear Suspension Link Jig
- Adjustable wire ropes to clamp cylinders of varying diameters 350mm/13.7in to 500mm/19.7in
- Optional Small Tilting Clamp Head for cylinder diameters 150mm/5.9in to 350mm/13.7in (Part No. TL02123)
- Jig can also be used as a jib crane



Compatible with the Trilift® VWT XC25/XC30

### Rear Suspension Link Jig

(Part No. TL02120)

The Trilift® Rear Suspension Link Jig is used to provide support for the Rear Suspension Link or Stabiliser Arm (aka Dog Bone) during removal and replacement.

When used in conjunction with the Trilift® Cylinder Handler (Part No. TL02091) and Multijig XC (Part No. TL02090A) on the VWT XC25/30 the Rear Suspension Link Jig (shown below in red) allows access to the component without the need to work under suspended loads.

#### Features

- Integrates with Multijig Tilt Head and Cylinder Handler
- Unique adjustable clamp design reduces the risk of unplanned movements
- Quick-hitch mounting
- Reduced risks associated with manual handling
- Able to reach a distance of up to 8407mm/331in
- Reduces maintenance time



Compatible with the Trilift® VWT XC25/XC30



## Variable Work Table Jigs

### Hub & Spindle Jig

(Various Part No.s)

When used in conjunction with the Trilift® VWT XC25/30 the Hub & Spindle Jig is designed to assist with the safe and efficient handling of front hubs and spindle assemblies on a range of large mining and earth moving equipment.

#### Components include

- Hub & Spindle assemblies (Contact us for more information)

#### Features

- Integrates with Trilift® VWT XC25/30 remote control



Compatible with the Trilift® VWT XC25/XC30

### Universal Spider Tool

(Part No. TL02028)

The hydraulically operated Trilift® Spider Tool is used in conjunction with the Trilift® Variable Work Table and is designed to assist with the safe and efficient removal and replacement of components such as, Cat dozer high drives, Cat 797 differentials and the front hub assemblies of most models of wheeled earthmoving equipment.

#### Features

- Adjustable to suit various components
- Forklift tine pockets and lifting lugs for ease of handling
- Hydraulically operated
- Optional hydraulic height adjustment (Part No. TL02026)
- Integrates with existing Trilift® VWT hydraulics
- Integrates with Trilift® VWT XC25/30 remote control
- Integrates with the Trilift® VWT 15 to handle front hubs



Compatible with the Trilift® VWT 15/XC25/XC30





## Variable Work Table Jigs

### Universal Electric Wheel Motor Jig

(Part No. TL02095A)

The Trilift® Universal Electric Wheel Motor Jig is designed to assist with the removal and installation of wheel motors on trucks and loaders.

The jig is bolted to the Trilift® Variable Work Table and is designed to suit General Electric AC and DC wheel motors including 830-5.

The jig is supplied complete with adjustable chains for retaining the assembly.

#### Features

- Lifting lugs for ease of handling
- Adjustable rollers for differing size wheel motors
- Adjustable safety chains supplied
- 100mm/4in spacer supplied



Compatible with the Trilift® VWT 15/XC25/XC30

### Universal Large Wheel Motor Jig

(Part No. TL02093)

The Trilift® Universal Large Wheel Motor Jig is bolted to the Trilift® Variable Work Table XC25/30 and used to assist with the removal and installation of large AC wheel motors including most makes and models of ultra-class trucks (with pay loads in excess of 240 tonne).

The Trilift® Universal Large Wheel Motor Jig is supplied complete with adjustable chains for retaining the assembly.

#### Features

- Forklift tine pockets and lifting lugs for ease of handling
- Adjustable for varying size wheel motors
- Adjustable safety chains supplied
- 100mm/4 inch and 150mm/6 inch spacer supplied



Compatible with the Trilift® VWT XC25/XC30





**Variable Work Table Jigs**

## Universal Hub & Strut Jig (Part No. TL02048A)

The Trilift® Universal Hub & Strut Jig has been developed to assist maintenance crews in the removal and replacement of front strut and hub assemblies from large trucks.

The Trilift® Universal Hub & Strut Jig can be adjusted to provide support for:

- Komatsu 730, 830, 930, 960 and 980 front strut and hub assemblies (pictured above left).
- Caterpillar 777, 789, 793, 795 and 797 front strut and hub assemblies (pictured above right).

### Features

- Lifting lugs and forklift tine pockets for easy handling
- Ideal for use as a transport frame
- Adjustable for a wide range of trucks
- Suitable for extended life brake pack assemblies



Compatible with the Trilift® VWT 15/XC25/XC30





## Variable Work Table Jigs

### Universal Rear Wheel Group Jig (Part No. TL02023)

The Trilift® Universal Rear Wheel Group Jig is attached directly to the Trilift® Variable Work Table and is designed to assist with the removal and installation of mechanical final drives from various makes and models of large earthmoving and mining equipment.

#### Features

- Forklift tine pockets and lifting lugs for ease of handling
- Adjustable for varying size final drives
- Adjustable safety chains supplied
- 150mm/6in and 100mm/4in spacers included



Compatible with the Trilift® VWT 15/XC25/XC30

### Komatsu Front Quarter Jig (Part No. TL02038)

The Trilift® Komatsu Front Quarter Jig has been developed to assist maintenance crews in the removal and replacement of the front strut and hub assemblies from Komatsu HD785 trucks.

The jig base is fitted with forklift tine pockets and crane lifting points, to provide an ideal transportation frame for the hub and strut assembly once the jig is removed from the Trilift® VWT.

#### Features

- Forklift lugs and forklift tine pockets for ease of handling
- Adjustable safety chains supplied



Compatible with the Trilift® VWT 15/XC25/XC30





## Tyre Handlers

# TH15000 Workshop Tyre Handler (Part No. TL14000)

The Trilift® TH15000 Workshop Tyre Handler has been designed to provide a maintenance tool for the safe removal and installation of wheel assemblies, including handling front assemblies with hubs attached, allowing faster access to brakes and seals from a range of earthmoving and plant equipment.

The Trilift® TH15000 Workshop Tyre Handler has been developed to be used in a workshop environment and its compact design poses minimal impact on the normal operations of a mining workshop.

This fully self-contained diesel/hydraulic powered, remote controlled unit will handle wheel assemblies up to 15000kgs/33000lbs. The Trilift® TH15000 Workshop Tyre Handler can handle tyres ranging in size from 27 R49 to 59/80 R63. This product is a valuable asset in all mining and earthmoving workshops.

## Features

- Fully remote controlled
- Narrow foot print
- All wheel drive and steer
- Handles tyres from R49-R63
- Jib Arm to support torque tooling
- Removes operators from line-of-fire
- Tyre is cradled rather than grabbed/squeezed







## Tyre Handling Accessories

### Tyre Stand (Part No. TL14006)

The Trilift® Tyre Stand has been designed as a convenient maintenance tool for the safe, temporary storage of a tyre and/or wheel assembly. This unit will handle tyres and rims up to 15000kgs/33000lbs ranging in size from 27 R49 to 59/80 R63.

Load and unload the Trilift® Tyre Stand using the TH15000 Workshop Tyre Handler or existing tyre handling equipment.

Two tie down hooks provide a safer method of securing the wheel assembly to the stand.

#### Features

- Fork lift tyne pockets for positioning of the stand (unloaded)
- Tie down hooks
- Tare weight 1100kg/2425lbs
- W.L.L. 15T
- Suits wheel assemblies from R49 to R63



### Cat Rim Adaptor Tool (Part No. TL11401)

The Trilift® Cat Rim Adaptor Tool is designed to assist with the removal and installation of Cat 794-798 rim adaptors. These rim adaptors are secured to the final drive and must be moved before the inner wheel assembly can be removed and/or replaced.

Each of the two halves of the rim adaptor weighs 323kg/712lbs and are difficult to safely remove and replace. The Trilift® Cat Rim Adaptor Tool securely handles both halves of the rim adaptor simultaneously without the use of overhead crane or forklift eliminating suspended load. The rim adaptors can then be stored or transported in the provided engineered frame (Part No. TL11402).

#### Features

- Self propelled
- Battery electric operated
- Handles both adaptors simultaneously
- To suit Cat 794-798 rim adaptors





## Tyre Handlers

### TH2000 Tyre Handler

The Trilift® TH2000 Tyre Handler has been designed to provide a maintenance tool for the safe removal and installation of tyres from a range of earthmoving and plant equipment. This tool has been developed to be used on rough terrain and is suitable for both underground and surface use.

This fully self-contained remote controlled unit will handle tyres and rims up to 2000kg/4409lbs, 1900mm/75in diameter and 820mm/32in wide.

For added stability, the telescopic support arms are prevented from being raised unless they are fully retracted. Proportional control valves provide motion control when aligning the jig with the tyre or wheel being removed.

The Trilift® TH2000 Tyre Handler is available in 2 models:

- The **Trilift® TH2000 D Tyre Handler** is powered by a self-contained Tier IV pollution rated diesel motor powering the hydraulic pump. (*Part No. TL14005*)
- The **Trilift® TH2000 P Tyre Handler** is pneumatic/hydraulic powered. (*Part No. TL14002*)



#### Features

- 2 power options
- Self-propelled
- Suitable for underground use
- Narrow foot print
- Remote controlled



To enable the Trilift® TH2000 to be transported more rapidly over greater distances, a self-loading Transport Trailer with a swivel 40mm/1.5in drawbar is available







## Jack Stands

### Jack Stands *(Single and Twin)*

The Trilift® Jack stands are a versatile, heavy duty, self-locking system for lifting and supporting large earthmoving equipment such as trucks loaders and dozers.

The inclusion of a locking mechanism ensures compliance with Australian/New Zealand Standard AS/NZS2538-1995, vehicle support stands. Once the load is raised, spring loaded jaws lock into the teeth on either side of the jack transforming the Trilift® Single and Twin Jack Stands into certified support stands. This feature eliminates the difficult, time consuming and dangerous procedure of making the change from a jack to a support stand and improves productivity by halving the time it takes to perform the task.

The Power Pack's 6 metre long hoses allow the operator to control the Twin Jack Stand from a safe distance.

#### Models available:

- Jack Stand Model 100 - 2x50 tonne *(Part No. TL13101)*
- Jack Stand Model 300 - 2x150 tonne *(Part No. TL13130)*

#### 2 power options are available:

- Electric *(Part No. CP03011)*
- Pneumatic *(Part No. CP03015A)*



Single Jack Stand



Electric and Pneumatic Power Pack

### Features

- Jack and certified work stand in a single unit
- Can be used as 2 Single Jack Stands
- Adjustable jack widths using centre carriage
- Self-engaging locking jaws for increased safety
- Easy placement under a vehicle using a pallet jack
- Simple release of jaws prior to load lowering



Two sets of Trilift® Jack Stand Model 100 supporting a CAT D10T

Contact Hedweld for custom  
designed adaptors







## Transmission Handling

### Transmission Hoist MKII (Part No. TL12010A)

The Trilift® Transmission Hoist MKII has been designed to overcome the practical difficulties in removing and installing transmissions and differentials in heavy mining and earthmoving equipment **without removing the dump body**.

Hedweld has designed this unique transmission hoist to be a main frame carrier with specific cradles, adaptors and jigs.

#### Cradles and Adaptors

A Transmission Cradle [\(Part No. HW75310\)](#) and Adaptors to suit:

- Cat 777 B, C, D & F (For G Series please confirm with a Hedweld Representative) [\(Part No. HW52104\)](#)
- Cat 785, 789 & 793 B, C & D [\(Part No. HW52000\)](#)
- Kress Haulers [\(Part No. HW52050\)](#).

A Transmission Cradle and Adaptors to suit Cat 793F [\(Part No. HW52051\)](#).

#### Differential Handling

- A Differential Jig to suit Cat 785, 789 & 793 and Kress Haulers [\(Part No. HW75305\)](#).
- A Differential Adaptor to suit Cat 777 [\(Part No. HW75306\)](#).



Differential removal using the Trilift® Differential Removal Jig and the Trilift® Transmission Hoist

#### Features

- No need to remove truck body
- No overhead or mobile crane required during removal/installation
- More control over the component being handled making the task safer
- Reduced maintenance time for transmission and differential handling
- Fully remote controlled allowing easier visual access for removal/installation procedure



Transmission removal using Trilift® Transmission Hoist





## Transmission Handling

### Wheel Stands / Ramps

In most cases, to provide sufficient clearance for transmission removal using the Trilift® Transmission Hoist MKII, the rear of the truck needs to be raised. Trilift® offers two different options.

The Trilift® Transmission Removal Stands (*Part No. TL12101*) are placed under the outside set of wheels. This allows clearance for the removal of the transmission under the differential. The stands are adjustable in height to suit the various models of Cat trucks.

The Trilift® Transmission Removal Ramps (*Part No. TL12103*) allow the truck to be reversed into place and are designed to accommodate the various models of Cat truck.

Can also be used for general under wheel support on various makes and models, within WLL and dimensions.



Trilift® Transmission Removal Stand



Trilift® Transmission Removal Ramp



### Final Drive Handling


The Trilift® Final Drive Base Frame and Jigs have been designed to assist with the safe handling of the final drive assemblies from heavy earthmoving and mining equipment.

Attaching the Trilift® Final Drive Base Frame (*Part No. TL12102A*) to the Trilift® Transmission Hoist MKII allows for the addition of a Trilift® Final Drive Jig. Both parts are designed to mechanically and hydraulically integrate with the Transmission Hoist MKII.

Pre-drilled locating holes along each side of the jig allow the rollers to be set to different positions to suit the model final drive being handled.

**Final Drive Jig options include:**

- Final Drive Jig to suit Cat 777 (*Part No. TL12111*).
- Final Drive Jig to suit Cat 785, 789 & 793 B, C & D (*Part No. TL12112*).







## Transmission Handling

# Cat 797 Transmission Hoist

The Trilift® Cat 797 Transmission Hoist is a specialised Trilift® hoist designed to assist with the removal and installation of Cat 797 transmissions without removing the truck body.

The hoist frame has been designed to allow placement on the truck chassis using the workshop overhead crane. Hoist hydraulic functions include winch raise/lower, winch portal extend/retract and transmission right/left rotate or tilt via two additional cylinders.

The Trilift® Cat 797 Transmission Hoist is available in 2 models:

- **Cat 797 Transmission Hoist D** is powered by a self-contained Tier IV pollution rated diesel motor powering the hydraulic pump. ([Part No. TL12011](#))
- **Cat 797 Transmission Hoist P** is pneumatic/hydraulic powered. ([Part No. TL12012](#))

Both models include a:

- **Transmission Hoist Transport Frame** ([Part No. TL12090](#)) essential for shipping and is utilised for assembling and onsite transport.
- **Transmission Lifting Bracket** ([Part No. TL12007](#)).

**OPTIONAL Transmission Cradle** ([Part No. TL12108](#)) to safely store and transport the transmission.



## Features

- Eliminates dump body removal
- No mobile cranes required during removal/installation
- 2 power options
- Work within one bay
- Reduced down time
- Safety handrails and non-slip platforms provide a safe, stable working area for maintenance staff
- Safer, more efficient drive shaft handling



Trilift® Cat 797 Transmission Hoist removing the transmission







## Generator Handling

### Cat 795 Generator Hoist

The Cat 795 Generator Hoist is a specialised Trilift® hoist designed to assist with the removal and installation of Cat 795 generators without removing the truck dump body.

The main portal frame of the Cat 795 Generator Hoist extends (toward the rear of the truck) to allow connection of the winch to the generator lifting point. When the generator is attached the Cat 795 Generator Hoist can be lifted off the chassis and placed onto the workshop floor using the overhead crane.

Hedweld have developed the Cat 795 Generator Hoist to give the operator a safe working platform, maximum visibility, precise control and accurate movement.

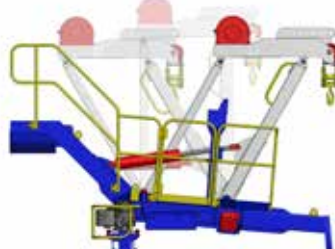
The Trilift® Cat 795 Generator Hoist is available in 2 models:

- **Cat 795 Generator Hoist D** is powered by a self-contained Tier IV pollution rated diesel motor powering the hydraulic pump. (*Part No. TL12020*)
- **Cat 795 Generator Hoist P** is pneumatic/hydraulic powered. (*Part No. TL12030*)

Both models include a:

- **Generator Hoist Transport Frame** essential for shipping and is utilised for assembling and onsite transport.
- **Generator Lifting Bracket.**

Start position      In motion      Forward position



#### Features

- Eliminates dump body removal
- No mobile cranes required during removal/ installation
- 2 power options
- Work within one bay
- Reduced down time
- Safety handrails and non-slip platforms provide a safe, stable working area for maintenance staff



Trilift® Cat 795 Generator Hoist removing the generator





G.E.T. Products

## Chain N Lift

The Trilift® Chain N Lift has been designed to enable field maintenance staff to carry out the safe and efficient handling of dragline, excavator and shovel bucket teeth.

The Trilift® Chain N Lift is available in 2 sizes:

- 100kgs/220lbs W.L.L. ([Part No. TL20001](#)) or
- 400kgs/882lbs W.L.L. ([Part No. TL20002](#))

### Installation Steps:

1. After removing the tooth retaining pin,
2. Position the claw foot over the back edge of the tooth.
3. Locate the chain around the tooth and lock tightly into the slot on the other Trilift® Chain N Lift arm.
4. Connect a hook or 'D' shackle to the lifting point and carefully remove/install the tooth.



Trilift® Chain N Lift fitted to a bucket tooth

### Features

- Eliminates manual handling
- Two lifting eyes to vary the tooth positioning angle
- Self-aligning, auto-adjusting foot to allow for tooth wear
- Adjustable chain for variable tooth sizes



Trilift® Chain N Lift







## Lever Pin N Lift

The Trilift® Lever Pin N Lift has been developed to safely lift and place G.E.T., cutting edges, corner tips etc, from large earthmoving equipment.

Complementing our current range of G.E.T. lifting tools, this new design allows for lifting of cutting edges with square or plow bolt holes, and reversible double-countersunk cutting edges.

The Trilift® Lever Pin N Lift is supplied with adaptors for different size cutting edges. With these adaptors the Trilift® Lever Pin N Lift can be easily adapted to different sizes;

Model 1622 - ([Part No. TL20071](#))

- 16mm/0.6in
- 18mm/0.7in
- 20mm/0.78in
- 22mm/0.86in

Model 2538 - ([Part No. TL20041](#))

- 25mm/0.9in
- 32mm/1.2in
- 36mm/1.4in
- 38mm/1.5in



### Features

- Eliminates manual handling
- Comes with adaptors for different size cutting edges
- Stainless steel cast construction
- Use with overhead or mobile crane
- W.L.L. 250kgs/551lbs ([Part No. TL20071](#))
- W.L.L. 400kgs/880lbs ([Part No. TL20041](#))



Trilift® Lever Pin N Lift





## Belly Pan Hoist & Tooling

### Belly Pan Hoist

(Part No. TL10023)

The Trilift® Belly Pan Hoist has been designed and manufactured for the safe and efficient removal of the belly pan from dozers, scrapers etc, in areas of difficult terrain such as on wet wash down pads and rough workshop floors.

The large rear wheels enable easier movement over a rough workshop floor and the even larger 125mm/5in wide rubber drive wheel ensures that optimum traction is achieved. A strong, low profile support frame ensures the belly pan can be removed without jacking up the machine.

#### Features

- One person self-propelled operation
- Easy manoeuvrability over rough floors
- Low profile access to underside of dozer
- Adjustable height 285mm/11in to 1100mm/43in
- Turntable for precise pan location
- Air/hydraulic operation



Contact Hedweld for custom designed jigs

### Universal Slope Jig

(Part No. TL10006)

To allow for the sloping bottom of some belly pans and sumps, Hedweld have developed a jig which bolts onto the turntable of the Trilift® Belly Pan Hoist, to enable safer raising and lowering of the pan. The device has a hinged frame, which is raised or lowered to vary the angle, by using a screw actuator.



### Ball-Cap Jig (Part No. TL10019)

The Trilift® Ball-Cap Jig has been designed and manufactured for the safe and efficient handling of ball-caps on Letourneau Loaders.







## Belly Pan Hoist Tooling

### Cat A-Frame Pin Tool

(Part No. TL10022)

The Trilift® Cat A-Frame Pin Tool is designed for the removal of the A-Frame connection pin and mounting blocks that connect the A-Frame (wishbone) to the chassis on Cat trucks.

**Not required for Cat 793F trucks.**

Trilift® Cat A-Frame Pin  
and Mounting Block



### Liebherr T282 Steering Link Jig

(Part No. TL10024)

The Trilift® Liebherr T282 Steering link Jig provides a safer way to handle steering links.



### Pump Jig (Part No. TL10021)

The Trilift® Pump Jig has been developed to assist in the removal and installation of hydraulic pumps from beneath large mining trucks eg. steering and hoist pumps.



### Spindle Plate Jig

(Part No. TL10026)

The Trilift® Spindle Plate Jig is designed to provide more secure support when handling spindle retainers and taper breakout plates.



### Steering Cylinder Jig

(Coming Soon)

The Trilift® Steering Cylinder Jig is designed to provide secure support for steering cylinders on various makes and models.



## Balance Tools

# Component Balance Tool (Part No. TL11001)

The Trilift® Component Balance Tool has been developed to assist in the removal of components such as track rollers, haul truck axle's and inspection covers. The Trilift® Component Balance Tool is easily mounted to the top of the Trilift® Belly Pan Hoist, or used with a forklift or crane.

The Trilift® Component Balance Tool includes a Track Roller Adapter to assist in the removal of track rollers (pictured above). This adapter can be easily adjusted to fit a wide range of track rollers. The adjustable red spacers allow for worn rollers to sit accurately in the adapter for safe removal. The Track Roller Adapter also allows for a 30° angle adjustment.

The Component Balance Tool also includes an Axle Adapter [\(Part No. HW75366\)](#) to assist in the removal of axle.

### Features

- 3 methods of handling:
  - Trilift® Belly Pan Hoist
  - Crane
  - Forklift
- Eliminates manual handling
- Adjustable for range of component weights



Trilift® Component Balance Tool and Axle Adaptor in use with overhead crane to remove a haul truck axle







## Balance Tools

### Balance Jig

The Trilift® Balance Jig has been designed to assist with the safe installation and removal of the GE electric drive motor armatures from applicable off road trucks.

The design incorporates a removable counter weight to allow the handling of (2) armatures for reduced turn-around time.

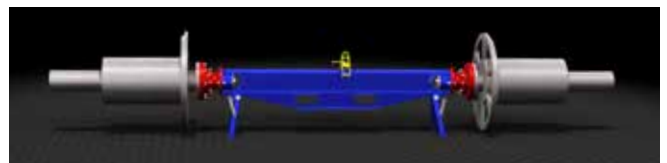
The jig is designed for use on overhead or mobile cranes for support during component installation and/or removal. A sliding girder clamp with locking screw provides adjustable positioning to establish a balance point.

Options include:

- Balance jig with counter weight - ([Part No. TL11300](#))
- Balance jig without counter weight - ([Part No. TL11310](#))

#### Features

- Total Working Load Limit of 2800kgs/6172lbs
- Rotating flange adapters for bolting an armature to the jig
- Sliding girder clamp with locking screw to establish lift balance
- Retractable legs for jig support when resting on the floor
- Adjustable handle



Trilift® Balance Jig handling 2 armatures





## Work Platforms

### Variable Height Work Platform (Part No. TL10011A)

The Trilift® Variable Height Work Platform is an air supplied, hydraulically operated apparatus and has been designed for use by maintenance personnel to provide a simple and safe means of servicing rims and wheel nuts particularly within the mining industry.

The work platform is certified to a working load limit of 350kgs/772lbs with variable height adjustments from 425mm/16.7in to 1525mm/60in.

Includes an articulated jib arm with a working load limit of 100kgs/220lbs designed for attaching a retractable spring balance to provide tooling support.

#### Features

- Clip on basket for tools, spare parts and wheel nuts
- Anti-slip flooring
- Auxiliary air outlets for use of pneumatic hand tools
- Chassis inclination indicator
- One person operation with ease of mobility
- Hydraulic drive wheel
- Locking swivel wheels
- Hand railing on all four sides with a self-closing, self-locking gate
- Dryer receiver & pressure regulator



Trilift® Variable Height Work Platform in use







## Work Platforms

## Access Platforms

Our range of Aluminium Access Platforms have been designed and manufactured to provide safe and easy access for personnel to carry out a multitude of tasks at various heights.

### Dozer Access Platform

(Part No: TL21001A)

This aluminium platform was developed to access the engine bay of both flat and high track dozers. Included is a wide 45 degree stair access to an enclosed work platform.



Truck Access Platform

### Truck Access Platform

This platform has been designed to provide maintenance access to haul trucks within the earthmoving workshop.

### Maintenance Access Platform

Custom platforms can be designed to suit your needs.

#### Features

- Convenient and safe access
- Lightweight for ease of movement
- Heavy duty, lockable castors for durability
- Optional retractable wheelbase for platform stability
- Flat-packed for ease of transport



Contact Hedweld for custom designed access platforms

## Kress Combo Lift

(Part No. TL10050)

The Trilift® Kress Combo Lift is specifically designed as a multi-purpose person lift and component handling trolley. With dual hoist capability the Trilift® Kress Combo Lift is designed for the installation & removal of components on Kress Haulers.

#### Features

- 2 power options available: pneumatic or diesel
- Suitable for handling accumulators, steering cylinders, steering linkages, towing lugs, steering brackets and more (Kress Trucks)
- Working load limit of 400kgs/882lbs (with personnel)
- Work platform height to 1500mm/59in with hoist table to an additional 1100mm/43in
- Available with a range of jigs



Positioning accumulator jig



Accumulator in Jig





**Engine Lifting Beam**

## Engine Lifting Beam (Part No. TL11200)

The Trilift® Engine Lifting Beam has been developed to assist maintenance crews in handling engine modules up to WLL 22T.

The lifting beam is specifically designed to resolve the challenges faced when handling this large component. It is supplied complete with chains and shackles for the retaining of the engine module.

### Features

- For use with an overhead crane
- Safety chains and shackles supplied



Trilift® Engine Lifting Beam in use

Contact Hedweld for custom  
designed lifting beams







## Custom Products

## Problems solved...

If you have a component handling issue, please let us know as it could be a one off custom designed and manufactured piece or an ongoing commercialised product. No job is too small or too big... from handling the lightest cutting edges to a complete engine frame.

Some examples are the Trilift® Pump Crane (pictured above), and Fixed Height Work Stands.

On the following pages are some Trilift® Research and Development products that are currently being prototyped as more component handling issues are raised with the engineering team.

Hedweld offers:

- Mechanical engineering and certification
- Design drafting
- Fabrication and assembly
- Factory testing.

Our highly skilled engineers and robot operators will discuss your production needs, design an efficient process and jigs to ensure you get the most out of our technologically advanced general fabrication capabilities.

### Capabilities

Hedweld have expertise in:

- ✓ Beamline Laser Processing
- ✓ Steel Plate Plasma & Oxy Cutting with bevel and K cutting capabilities
- ✓ Laser Cutting
- ✓ CNC Machining & CNC Turning
- ✓ Robotic Welding
- ✓ Pipe Bending and Rolling
- ✓ Guillotining / Cropping
- ✓ Press Brake and Pan Brake
- ✓ Power Pressing
- ✓ Design & drafting solutions including prototypes, tooling and jiggig.



Fixed Height Work Stands





## R&D Products

### Universal Wheel Nut Tool

(Part No. TL17000)

Pictured above the Trilift® Universal Wheel Nut Tool attaches to the Variable Work Tables to provide a safer and more efficient method of handling wheel nuts from large mining and earthmoving equipment.

The Trilift® Universal Wheel Nut Tool is designed and manufactured to access both outer and inner wheel nuts. By automating this maintenance task personnel are kept out of the line of fire.



### Variable Height Sliding Stair

(Part No: TL21500)

The Trilift® Variable Height Sliding Stair is an electrically actuated unit that has been designed for use by maintenance personnel when carrying out a multitude of tasks at variable heights.

The Variable Height Sliding Stair provides access to components. The platform height ranges from 2192mm/86in to 3267mm/140in. When the work platform is raised the stair and handrails extend to suit the required working height and provides a safer and easier access.







## R&D Products

### Universal Hub Strut Service Tool (Part No. TBC)

The Trilift® Universal Hub Strut Service Tool has been developed for use in conjunction with the Trilift® Universal Hub and Strut Jig. It has been developed to safely support the complete front hub and spindle assemblies during the disassembly/assembly process including the laying down and splitting of the spindle.

As a result of semi-automating the process the Trilift® Universal Hub Strut Service Tool significantly reduces the time taken to separate the hub from the spindle and allows for the servicing of hub components in one setup. The tool is a hydraulically powered, stand-alone, fixed piece of equipment capable of lifting, rotating and positioning complete front hub as strut assemblies from CAT 777-797 and Komatsu 830-860 trucks.

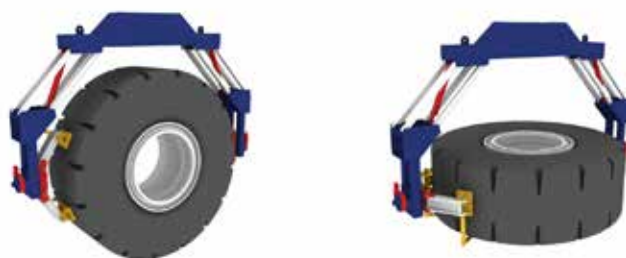


### CR20000 Component Rotator (Part No. TL14100)

The Trilift® CR20000 Component Rotator has been designed and manufactured to enable the handling and rotation of various components including large earthmoving wheel assemblies, final drives, dozer track frames and wheel motors etc.

Working in conjunction with an existing workshop overhead crane, this remote controlled unit allows maintenance staff to safely and efficiently lift and rotate components within the confines of a single workshop bay.

When used with the Trilift® TH15000 Workshop Tyre Handler, the Trilift® CR20000 Component Rotator can safely handle wheel assemblies from large earthmoving and mining equipment.





## Onsite Training

### Getting the most out of your Trilift® products

Investing in the Trilift® range of specialised tooling is smart but training is equally important to ensure that it is utilised safely and to its full potential, delivering your site a quick return on investment.

Training is carried out by a Hedweld authorised trainer. Onsite training consists of both classroom theory and maintenance workshop practical training and assessment. Best results are achieved when there is suitable equipment in your workshop. This allows the your team to be competently trained and any questions answered on the spot.

Upskill your internal team with our Train the Trainer program.

Training is conducted over multiple shifts with a maximum of 8 participants per session. Certificates of Competency are provided to participants upon successful completion.

## Technical Support & Servicing

Hedweld can provide servicing and technical support for our equipment. Please contact Hedweld on [enquiries@hedweld.com.au](mailto:enquiries@hedweld.com.au) for more information.

## Spare Parts

Hedweld's Spare Parts Interpreter is able to assist you when ordering the parts you need.

It is our commitment to customers that spares in stock will be dispatched the same or next day, on your transport.

Hedweld also have spare parts available in our Mackay, QLD branch to ensure customers in that region obtain parts quickly.

If you require an electronic copy of an Operating Manual these can be ordered through Spare Parts.

### Critical Spares

When you need to maintain or repair your Trilift® and/or Safe-Away® products it is important that you have critical spares available in your store. Our helpful team can provide you with a list of critical spares. We design and manufacture our equipment to minimise the variations of parts required onsite.

**Spare Parts can be contacted weekdays on email at [spareparts@hedweld.com.au](mailto:spareparts@hedweld.com.au)**







## Safe-Away® product range

Hedweld also manufactures and supplies the Safe-Away® product range of ladder and stair access systems providing innovative and technologically advanced access options specifically designed for the mining and earthmoving industries.

The Safe-Away® designed and manufactured range of access systems offer improved safety for maintenance and operational personnel accessing and egressing from mining and heavy earthmoving vehicles. Access solutions are available for most makes and models of trucks, dozers, loaders, graders, scrapers, shovels, excavators and drill rigs.

To keep pace with the ever changing developments in heavy machinery design, Safe-Away® works closely with Original Equipment Manufacturers (OEMs) to custom design new and innovative products to make vehicle access safer and more time efficient. Safe-Away® has gained recognition as a supplier of reliable access equipment to OEMs globally.



EL-CF electric ladder on WA600



RTV-S shown fitted to a truck



Model SWING Ladder shown fitted to a dozer

For more information on  
Hedweld products visit

**hedweld.com.au**

Search by OEM vehicle type  
to discover the right Trilift®  
and Safe-Away® products to  
suit your business.



Also manufacturers and suppliers of:



## Contact Information

Hedweld Engineering Pty Ltd  
5 Thrift Close, Mt Thorley NSW 2330

Phone +61 2 6574 0000

Fax +61 2 6574 0099

[enquiries@hedweld.com.au](mailto:enquiries@hedweld.com.au)

[www.hedweld.com.au](http://www.hedweld.com.au)



## SAFETY EFFICIENCY INNOVATION



*The Trilift® range of component handling equipment is designed to minimise the workshop area required and maximise efficiency and safety when handling components.*