

# Safe-Away<sup>®</sup> Product Catalog



*For a safer way to access and egress from  
earthmoving and mining equipment*

# Table of Contents

<b>Introduction</b>	3	<b>Manual Ladder</b>	
<b>Electric Access Systems</b>		Model ML2	17
Electric Access System Features	4	<b>Emergency Ladders</b>	
Model EL-CF	5	Model EE (Emergency Escape)	18
Model EL-V	5	Model EF (Emergency Folding)	19
Model EL-RTV	5	<b>Custom Products - problems solved</b>	20
Model EL-DMV	5	Model EL-FX	21
Model EL-24H	5	<b>Optional Extras</b>	22
<b>Electric/Hydraulic Access Systems</b>			
Safe-Away® 2009 Series Power Pack	6		
Incab Control - Data Logging	7		
<b>Electric/Hydraulic Stairs</b>	8		
RTV-SDK Stairs	9		
RTV-CF Stairs	9		
RTV-B Stairs	9		
RT-45 Stairs	10		
VHS	11		
<b>Electric/Hydraulic Ladders</b>	12		
RTV-LDK	13		
24H	13		
RotorStep Ladders	14		
RotorStep 18M	15		
RotorStep G	15		
RotorStep GM	15		
RotorStep GK	15		
RotorStep L	15		
RotorStep S	15		
SWING	16		

For your convenience this catalogue uses QR codes to direct you to more product information on the Hedweld website.

# Hedweld Group of Companies

Hedweld Group of Companies consists of Hedweld Engineering Pty Ltd, Hedweld USA Inc., Milbrotec Pty Ltd and Mecensol Pty Ltd. Hedweld has established itself as a world leader in the design and manufacture of mining equipment.

Hedweld is known for its Trilift® range of workshop component handling equipment and the Safe-Away® range of Ladder and Stair Access Systems. Hedweld markets and distributes a range of technologically advanced, innovative products designed for the mining and earthmoving industries. Both product ranges offer high quality products specifically designed to improve safety and efficiency within these industries.

## Safe-Away® Product Range

Safe-Away® Ladder and Stair Access Systems provide innovative and technologically advanced access options specifically designed for the mining and earthmoving industries. These high quality products are designed to improve safety and efficiency within these industries. As well as supporting the Australian mining industry, Hedweld products are exported globally to regions including Africa, North and South America, Central Asia and the Asia Pacific.

The Safe-Away® designed and manufactured range of access systems offer improved safety for maintenance and operational personnel accessing and egressing from mining and heavy earthmoving vehicles. Access solutions are available for most makes and models of trucks, dozers, loaders, graders, scrapers, shovels, excavators and drill rigs.

To keep pace with the ever changing developments in heavy machinery design, Safe-Away® works closely with Original Equipment Manufacturers (OEMs) to custom design new and innovative products to make vehicle access safer and more time efficient. Safe-Away® has gained recognition as a supplier of reliable access equipment to OEMs globally.

<i>Safety</i>	<i>Efficiency</i>	<i>Innovation</i>
<b>Hedweld's Safe-Away® range of Access Systems improve safety by reducing the hazards associated with accessing and egressing mining and earthmoving equipment.</b>	<b>By replacing traditional boarding methods with Safe-Away® Access Systems, personnel can access equipment easier while carrying objects, therefore reducing downtime.</b>	<b>Using the latest design techniques and technology we pride ourselves on being at the forefront of innovation.</b>

*Through innovation we provide improved safety and efficiency*





## Electric Access Systems

### Electric Access

The Safe-Away® Electric Access Systems have been designed to suit various makes and models of mining and earthmoving equipment.

The Safe-Away® Electric Access Systems provide:

- A 62° ladder offering safer access and egress while carrying objects (excluding the EL-FX).
- Each model raises safely out of the way while the vehicle is in motion.
- Handrails to give three points of contact.
- Easy installation.
- Low maintenance.
- No hydraulics.
- Compact designs.
- Safe and user friendly.
- Cost effective.

### Optional extras

- Momentary operation
- Additional Raise & Lower Control Panel Kit
- Emergency Stop
- External Audible Alarm
- Inhibit Kit

See page 22 for more details on extras.



### Access System Features



- **Boarding Light and Wiring Harness Kit.** The LED boarding light will stay on for an adjustable/preset period.



- Incab **touch screen** controlling the up and down ladder functions with a battery charge display.



- The **DVC710** is the master control for the electric ladder input/out and is located with the **Electrical Control Module (ECM)**.

- The DVC710 is encapsulated in the ECM **stainless steel box** to withstand harsh operating environments.

- A **park brake interlock** provides additional protection by ensuring the ladder is raised automatically when the park brake is released. (Note: not applicable with Momentary operation configuration).
- **Batteries** power the ladders. The host equipment's main power recharges these batteries when host is in use.

### ECM Functions

- The **state of charge** regulated by the DVC710.
- The **operational voltage** is 24VDC.
- The DVC710 has it's own Controller Area Network (CAN) which is used by the Incab Controller.
- The system is **compatible with all CAN-BUS** and J1939 components.
- Reverse polarity protection.
- Status LED indicator.



## Electric Access Systems

### Designed to suit your fleet

The **Safe-Away® Electric Access Systems** are designed to suit OEM vehicles and are able to be retrofitted if replacing existing systems. The Electric Access Systems may be varied to accommodate your requirements for specific mount points, platform handrails, infills and site and/or OEM colors.

The Electric Access Systems are designed for use on:

- Haul Trucks (up to 100 T payload)
- Civil Works Plant and Equipment
- Earthmoving Plant and Equipment
- Quarrying Plant and Equipment
- Mining Plant and Equipment



**EL-24H**

The Electric Ladder - 24H is designed for use on:  
24H graders



**EL-V**

The Electric Ladder - Vertical is designed for use on:  
ROC D65  
*Can be adapted for other equipment.*



**EL-CF**

The Electric Ladder - Centre Folding is designed for use on:  
988F 988G 988H  
WA600 WD600 WD900  
*Can be adapted for other equipment.*



**EL-RTV**

The Electric Ladder - Raise To Vertical is designed for use on:  
HD605 HD455 HD785  
HD985  
*Can be adapted for other equipment.*



**EL-DMV**

The Electric Ladder - Deck Mounted Vertical is designed for use on:  
773B 773D 773E  
773F 773G 775B  
773D 773E 773F  
775G *Can be adapted.*



## Electric/Hydraulic Access Systems

### Electric/Hydraulic Access

The Safe-Away® 2009 Series Power Pack is driven by the Access Control System and is available in Momentary operation configuration. The hydraulic Power Pack may be mounted vertically, or horizontally at a convenient location of your choosing, on the equipment.

The **Safe-Away® 2009 Series Access Control System** manages all hydraulic ladder and stair operations.

It provides:

- Activity logs downloadable to a USB.
- Sequential reports on all events with time and date stamps:
  - Raising and lowering,
  - Fault indications.
- Diagnostics and error reporting accessed directly from the incab control digital display.
- Inhibit Kit

See page 22 for more details on Optional Extras.



#### *Designed for use on:*

- All Safe-Away® electric/hydraulic operated Access Systems.

#### *Not required for:*

- Electric ladders
- Manual ladders
- Emergency escape or folding ladders

#### *Incab Controller Features*

- Incab control panel with a digital touch pad display showing:
  - Access system status; UP, DOWN and IN MOTION.
  - Detailed fault indication with audible alarm and system event log.
  - 3,000 point event data log with download using a USB key.
- View downloaded log files as summary and/or full log data in Microsoft® Excel using the supplied SLA to XLS file converter.



## Electric/Hydraulic Access Systems

### Incab Control - Data Logging

The Incab Control includes an activity data logging capability which allows the simple download of logged data pertaining to the day to day operations of the access system. All events including raising and lowering of the ladder or stair and fault indications are time and date stamped to provide a sequential record of all access system operations.

The diagnostics and data logging capability is a standard feature with all Safe-Away® 2009 Series Access Systems. The Microsoft® Excel interface file is loaded on the USB key that is supplied with every access system. This file is required to generate reports and view the downloaded data log from the in cab controller. From this Microsoft® Excel interface file, users are able to view up to the last 3,000 events.

#### Easy 3 step process:

1. Download data log from incab control
2. Load to Microsoft® Excel interface file
3. View & diagnose log data



#### Features

- USB 2.0 connectivity for ease of download
- Data log is a small downloadable file for ease of transfer to laptop or PC for long term file management.
- Microsoft® Excel spreadsheet interface for easy analysing.
- Data presented in summary view and complete data log.
- Microsoft® Excel spreadsheet interface allows additional sorting of the complete log for personalized report development.

Log Index	Event Label	Event Code	Date
1	Ladder Down	254	01/09/2000 11:31:47 PM
2	System Voltage Below 18V	18	02/09/2000 12:15:21 AM
3	Ladder Up	255	02/09/2000 12:20:20 AM
4	Ladder Down	254	02/09/2000 01:36:05 AM
5	Ladder Up	255	02/09/2000 01:40:34 AM
6	Ladder Down	254	02/09/2000 04:38:29 AM
7	Ladder Up	255	02/09/2000 05:21:04 AM
8	Ladder Down	254	02/09/2000 06:37:10 AM
9	System Voltage Below 18V	18	02/09/2000 06:42:51 AM
10	Ladder Up	255	02/09/2000 07:19:39 AM
11	System Voltage < 18V During Movement	17	02/09/2000 07:19:46 AM
12	Ladder Down	254	02/09/2000 08:00:52 AM
13	System Voltage Below 18V	18	02/09/2000 08:01:40 AM
14	Ladder Up	255	02/09/2000 08:08:12 AM
15	Ladder Down	254	02/09/2000 08:22:30 AM
16	System Voltage Below 18V	18	02/09/2000 08:24:54 AM
17	System Voltage Below 18V	18	02/09/2000 12:24:06 PM





## Electric/Hydraulic Access Systems

### Electric/Hydraulic Stairs

The Safe-Away® Electric Hydraulic Raise to Vertical Stairs have been designed to improve safety for operator and maintenance staff when accessing large earthmoving equipment employed in the mining industry. They powered by the Safe-Away® 2009 Series Power Pack.

To reduce the possibility of physical damage, Safe-Away® Stairs are retracted to a vertical position above the ground when the machine is operational. The 45° stairs offer easier access for maintenance and operational personnel when accessing the vehicle while carrying objects.

#### Optional extras

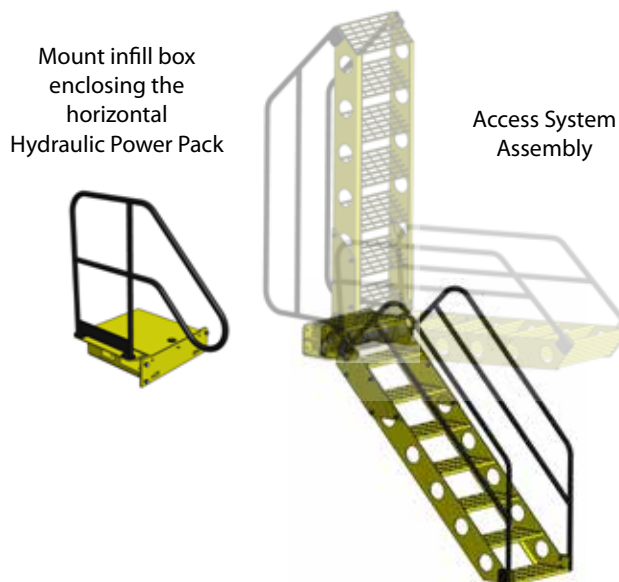
- Momentary Operation
- Additional Raise & Lower Control Panel Kit
- Hydraulic Emergency Down Kit
- Boarding Light
- Audible Alarm
- Inhibit Kit
- Reservoir Heater

See page 22 for more details on extras.

#### Features

- Includes a **Safe-Away® 2009 Series Power Pack** for the standalone hydraulic operation of the stair
- **Incab** controller to raise and lower stair from inside the cabin
- A **park brake interlock** provides additional protection by ensuring the stair is raised automatically when the park brake is released. (Note: not applicable with Momentary operation configuration).

#### RTV-SDK Configuration





## Electric/Hydraulic Access Systems



**RTV-SDK**

The Raise to Vertical - Stair is designed for use on:

- Truck
- Dozers
- Loaders
- Shovels
- Excavators
- Graders

Compatible OEM models include:

773F-G	775F	777F
777G	785C	785D
789C-D	793B-F	793F
797F	988F-H	992C-D
992K	992C-G	993K
994G	844B-H	854B-K
730E	830E	930E
960E	WA600	WA900
WA1200	EH4500	EH5500
L1850	T262	T282

*Can be adapted for other equipment.*



**RTV-CF**

The Raise to Vertical - Centre Folding Stair is designed for use on:

- Shovels
- Loaders
- Excavators
- Equipment up to 192in/ 4900mm deck height

Compatible OEM models include:

PC3000	PC4000	PC5500
PC8000	H285	EX1900
EX2500	EX3500	EX3600
EX5500	L1850	L2350
994	996	RH120
RH170	RH200	RH340
RH400	B295	

*Can be adapted for other equipment.*



**RTV-B**

The Raise to Vertical - Model B Stair is designed for use on:

- Truck
- Loaders
- Excavators
- Equipment up to 118in/ 3000mm deck height

Compatible OEM models include:

994 WA1200

*Can be adapted for other equipment.*



RTV-CF on excavator lowered



RTV-CF on excavator moving



RTV-CF on excavator raised



## Electric/Hydraulic Access Systems

### RT-45

The Safe-Away® Raise To 45° retractable stair consists of a pivoting bottom stair section which raises to an angle of 45° when the machine is operational. There are equipment specific designs to accommodate an upper landing and/or cabin access platform.

When fitted to a truck or water cart, the hydraulically controlled pivot stair section retracts above the bumper to reduce the possibility of physical damage. This is powered by a **Safe Away® 2009 Series Power Pack**.

The RT-45 includes a Park Brake Interlock Kit providing additional protection by ensuring the stair is raised automatically when the park brake is released (Note: not applicable with Momentary operation configuration).

#### Optional extras

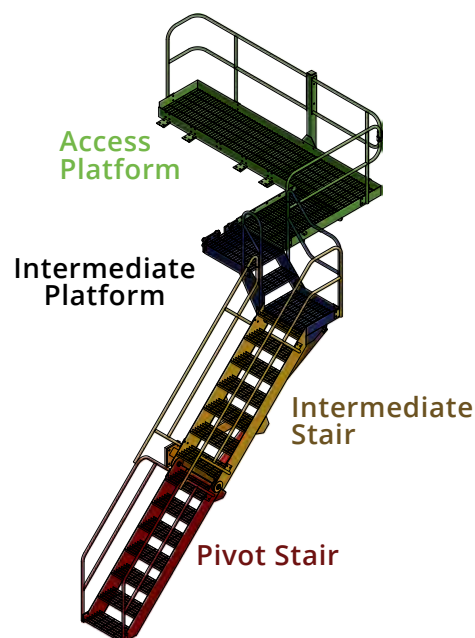
- Momentary Operation
- Additional Raise & Lower Control Panel Kit
- Hydraulic Emergency Down Kit
- Boarding Light
- Audible Alarm
- Inhibit Kit
- Reservoir Heater

See page 22 for more details on extras.

#### Designed for trucks & water carts:

Compatible OEM models include:

773B	773D	773E	775B	775D	775E
777B	777C	777D	785B	785C	785D
789B	789C	789D	HD465	HD785	HD985
140M	170E	630E	730E	MT3300	MT3600
MT4000	MT4400				



This drawing shows the sections that makes up the RT-45.





## Electric/Hydraulic Access Systems

### VHS

The Safe-Away® Variable Height Stair (VHS) has been designed to improve safety and access for operational and maintenance personnel working on drill rigs. Due to the height variations in drill rig positioning, the stair treads automatically compensate for stair angles from 29° & 45°.

The Safe-Away® VHS has been specifically designed to suit a wide range of drill rigs. The VHS Includes:

- Complete stair assembly, handrails, mounting bracket and installation kit.
- Fixed handrails providing three points of contact.
- Hydraulic emergency down valve to manually release the stair lowering it to the down position.

The **Safe-Away® 2009 Series VHS Power Pack** comes in a stainless steel cabinet that houses the main hydraulic and electrical control components. The VHS Power Pack includes:

- Harnesses and leads.
- Battery Circuit Breaker Kit.

### Optional extras

- Momentary Operation
- Additional Raise & Lower Control Panel Kit
- Boarding Light
- Audible Alarm
- Inhibit Kit

See page 22 for more details on extras.

### Designed for use on:

DMM2	DMM3	DM25	DML	DML 60	D40KS
D45KS	D55SP	DR460	D60KS	D75KS	D90KS
D90K	1190E	Pit Viper 235		Pit Viper 271	
122XR	77XR	Pit Viper 275		Pit Viper 351	

### Features

- Electric/hydraulic movements are controlled via the 24 volt **Safe-Away® 2009 Series VHS Power Pack**.
- When the drill rig is operational or mobile the VHS is safely retracted to the horizontal position.
- Park Brake Interlock Kit provides additional protection by raising the stair automatically when the park brake is released (Note: not applicable with Momentary operation configuration).





## Electric/Hydraulic Access Systems

### Electric/Hydraulic Ladders

The Safe-Away® Electric Hydraulic Raise to Vertical Ladders have been designed to improve safety for operator and maintenance staff when accessing large earthmoving equipment employed in the mining industry. They are powered by the Safe-Away® 2009 Series Power Pack.

To reduce the possibility of physical damage, Safe-Away® Ladders are retracted to a vertical position above the ground when the machine is operational. The 62° ladders offer easier access for maintenance and operational personnel when accessing the vehicle while carrying objects.

#### Optional extras

- Momentary Operation
- Additional Raise & Lower Control Panel Kit
- Hydraulic Emergency Down Kit
- Boarding Light
- Audible Alarm
- Inhibit Kit
- Reservoir Heater

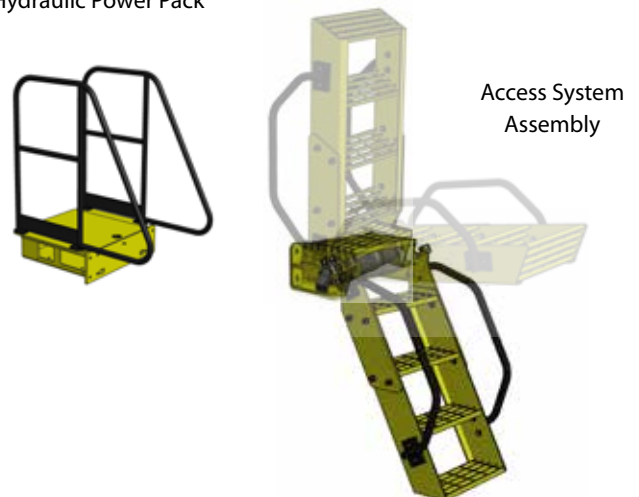
See page 22 for more details on extras.

#### Features

- Includes a **Safe-Away® 2009 Series Power Pack** for the standalone hydraulic operation of the stair
- **Incab** controller to raise and lower stair from inside the cabin
- A **park brake interlock** provides additional protection by ensuring the stair is raised automatically when the park brake is released. (Note: not applicable with Momentary operation configuration).

#### RTV-LDK Configuration

Mount infill box enclosing the horizontal Hydraulic Power Pack





## Electric/Hydraulic Access Systems



**RTV-LDK**

The Raise to Vertical - Ladder is designed for use on:

- Truck
- Dozers
- Loaders
- Shovels
- Excavators
- Graders

Compatible OEM models include:

773E	773F	775A-E	775F	777D	777F
777G	789A-C	789D	793B-F	797F	980H
988G	988H	992C-G	992K	993K	994D-F
994H	824H	834B-H	844H	854B-K	24M
385	HD1500	WA800	WA900	WD900	PC1000
PC1250	PC1600	EH4500	EH5500	EX1900	EX1200-5
MT4400					

*Can be adapted for other equipment.*



**24H**

The 24H ladder is designed for use on:

- Cat 24H Graders

*Can be adapted for other equipment.*



## Electric/Hydraulic Access Systems

### RotorStep Ladders

The Safe-Away® RotorSteps have been designed to provide a low maintenance, ergonomic and safe access for the operators and maintenance personnel of graders, scrapers or excavators in the mining and heavy earthmoving industries.

The RotorStep Ladders are electro-hydraulically controlled by a **Safe Away® 2009 Series Power Pack** and rotate through an arc of 180° to the vertical 'parked' position to protect the ladders from physical damage when the equipment is in operation.

The RotorStep Ladders include a Park Brake Interlock Kit providing additional protection by ensuring the ladder is raised automatically when the park brake is released (Note: not applicable with Momentary operation configuration).

#### Optional extras

- Momentary Operation
- Additional Raise & Lower Control Panel Kit
- Boarding Light
- Audible Alarm
- Inhibit Kit
- Reservoir Heater

See page 22 for more details on extras.



#### Access System Features

RotorStep M3 RotorStep G RotorStep GM RotorStep GK	<ul style="list-style-type: none"><li>• Top landing on M3 Models.</li><li>• Safer direct access to cabin.</li><li>• The compact mount ensures visibility to the point of the blade.</li><li>• Will not obstruct an operators vision when in the raised position.</li></ul>
RotorStep L	<ul style="list-style-type: none"><li>• Unique design keeps the ladder off the tracks.</li><li>• Compact mount plates to ensure visibility.</li><li>• Operates with the cab door fully open or close.</li><li>• Will not obstruct an operators vision when in the raised position.</li></ul>
RotorStep S	<ul style="list-style-type: none"><li>• A rotating platform section provides a walkway between the cab and the ladder. It sits in an upright position when the scraper is operational.</li><li>• A robust mount minimizes damage to ladder when positioned on the scraper front corners.</li><li>• Operates with the cab door fully open or closed.</li><li>• Will not obstruct an operators vision when in the raised position.</li></ul>



## Electric/Hydraulic Access Systems



### *RotorStep M3*

Designed for use on:  
Cat 18 & 18M3 Graders  
Cat 16 & 16M3 Graders



### *RotorStep G*

Designed for use on:  
Cat 16G Graders  
Cat 16H Graders



### *RotorStep GM*

Designed for use on:  
Cat 16M Graders



RotorStep L retracted



RotorStep L in motion



### *RotorStep GK*

Designed for use on:  
Komatsu GD825  
Graders



### *RotorStep L*

Designed for use on  
Excavators & Trucks  
320C 320D 320E  
385B 385C PC300  
PC1000 ZX350 934  
974



### *RotorStep S*

Designed for use on  
Cat Scrapers  
631D 631E 631G  
637D 637E 637G  
651B 651E 657B  
657E 657G



RotorStep L lowered



## Electric/Hydraulic Access Systems

### SWING Ladder

The Safe-Away® SWING Access Ladder has been designed for heavy mining and excavation machinery to provide a low maintenance access system that will comply with step type ladder standards for 62° access and egress.

The ladder is electro-hydraulically controlled to provide an automatic three step process: swing up, retract in & lower to cradle. The ladder is protected from mechanical damage when raised to the fully retracted position when the vehicle is operational. The Swing Ladder includes:

- An LED boarding light that will stay on for an adjustable/ preset period.
- Park Brake Interlock Kit providing additional protection by ensuring the ladder is raised automatically when the park brake is released (Note: not applicable with Momentary operation configuration).

#### Optional extras

- Momentary Operation
- Additional Raise & Lower Control Panel Kit
- Hydraulic Emergency Down Kit
- Boarding Light
- Audible Alarm
- Inhibit Kit
- Reservoir Heater

See page 22 for more details on extras.



#### Designed for use on:

- Dozers
- Shovels
- Excavators

Compatible OEM models include:

D9R	D9N	D9T	D10N	D10R	D10T
D11N	D11R	D11T	5130B	5230B	D275
D375	D475	PC1800	RH120		

*Can be adapted for other equipment.*



Swing ladder stowed



Swing ladder in motion



Swing ladder lowered



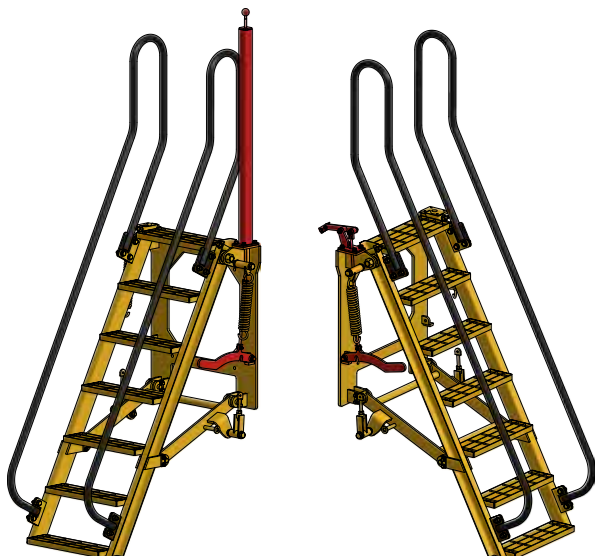
## Manual Ladder

### Model ML2

The Safe-Away® ML2 ladder is a manually operated ladder that has been designed as a secondary access option to improve safety for operators and maintenance personnel working with drill rigs or other equipment only requiring simple, manually operated access.

The ML2 ladder can be easily raised or lowered by one person from the deck area or from the ground. When not in use the ladder is retracted to a vertical position above the ground to reduce the possibility of physical damage.

A spring-loaded locking mechanism is provided to hold the ladder in the raised position, ensuring that the ladder will not accidentally lower while your equipment is in operation.



Optional left or right handed hand lever

Left or right handed foot pedal release

#### *Designed for use on:*

- Drill Rigs
- Small Earthmoving Equipment
- Equipment up to 69in/1760mm deck height

#### *Features*

- Manual operation.
- Comes pre-assembled and ready to fit.
- Easily operated from the ground or deck.
- Retracts to vertical position for storage.
- Low maintenance - no electrics or hydraulics.
- Suitable for emergency egress.

**Please note - product does not require a Power Pack.**





## Emergency Ladder

### Model EE (Emergency Escape)

The Safe-Away® Model Emergency Escape Ladder (EE) is designed as a complete module to be installed on existing walkways or platforms. It serves as part of the handrail section until the ladder is required.

The linked ladder sections concertina together to form a compact block inside the mount. In an emergency, the gate type mount cover is opened and the ladder is pushed out. As the ladder falls it expands to the open position, ready for descent to the ground.



Model EE Ladder shown fitted to excavator in the up and down positions

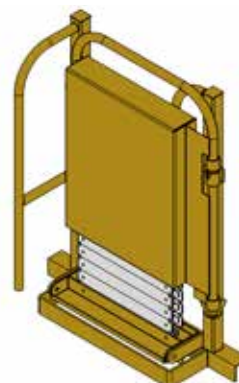
#### *Designed for use on:*

- Trucks
- Excavators
- Shovels
- Loaders
- Wheel Dozers

#### *Features*

- Simple to use in an emergency.
- Available in various lengths from 94in/2400mm to 260in/6600mm.
- Comes pre-assembled and ready to fit.

**Please note - product does not require a Power Pack.**





## Emergency Ladder

### Model EF (Emergency Folding)

The Safe-Away® Model Emergency Folding Ladder (EF) is designed for quick evacuation from an excavator cab to the ground in the event of an emergency.

A foot-operated latch releases the pivoting section of the ladder. This ladder section will hinge over to the lowered position. The descent of the ladder is controlled by an accumulator and hydraulic cylinder.



Model EF Ladder shown fitted to excavator in the up and down positions

#### *Designed for use on:*

- Excavators
- Loaders

#### *Features*

- Simple to use in an emergency.
- Available in various lengths from 118in/3000mm to 260in/6600mm.
- Comes pre-assembled and ready to fit.
- Designed to come into contact with the ground.

**Please note - product does not require a Power Pack.**





## Custom Products

### Problems solved...

If you have a need for access on new makes and/or models of mining or earth moving equipment or if you need access on something unusual e.g. a grain silo, please let us know. It could be a one off custom designed and manufactured piece or an ongoing commercialized product.

Some examples of custom products are the Safe-Away® EL-CF for an amphibious excavator (pictured below), and a custom designed mount for a mine site specific requirement (pictured above).

On the following page is an example of a Safe-Away® Research and Development product that is currently being prototyped by the engineering team.

Hedweld offers:

- Mechanical engineering and certification
- Design drafting
- Fabrication and assembly
- Factory testing.

Our highly skilled engineers and robot operators will discuss your production needs, design an efficient process and jigs to ensure you get the most out of our technologically advanced general fabrication capabilities.



### Capabilities

Hedweld have expertise in:

- ✓ Beamline Laser Processing
- ✓ Steel Plate Plasma & Oxy Cutting with bevel and K cutting capabilities
- ✓ Laser Cutting
- ✓ CNC Machining & CNC Turning
- ✓ Robotic Welding
- ✓ Pipe Bending and Rolling
- ✓ Guillotining / Cropping
- ✓ Press Brake and Pan Brake
- ✓ Power Pressing
- ✓ Design & drafting solutions including prototypes, tooling and jigging.





## R&D Product

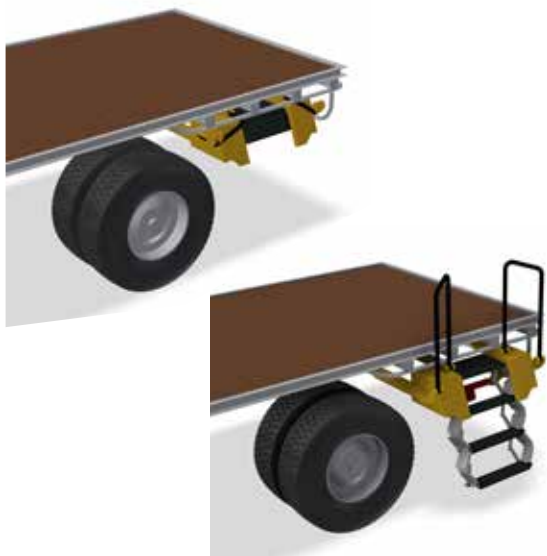
### EL-FX Ladder

The Safe-Away® EL-FX Electric Ladder has been designed to suit various makes and models of light commercial vehicles, flat bed trucks, articulated mining and earthmoving equipment.

The EL-FX Electric Ladder retracts to a safe stowed position when the equipment is in motion. The compact design and mounting arrangement makes the EL-FX suitable for a wide variety of vehicles with trays, and machines that articulate towards the access point. Easy to install and utilizes a simple on board control system.

Designed for use on:

- Articulated Loaders
- Articulated Trucks
- On-highway Trucks/ Trailers (flat bed)



#### Features



- **Boarding Light and Wiring Harness Kit.** The LED boarding light will stay on for an adjustable/preset period.
- Incab **touch screen** controlling the up and down ladder functions with a battery charge display.
- The **DVC710** is the master control for the electric ladder input/out and is located with the **Electrical Control Module (ECM)**.
- The DVC710 is encapsulated in the ECM **stainless steel box** to withstand harsh operating environments.
- A **park brake interlock** provides additional protection by ensuring the ladder is raised automatically when the park brake is released. (Note: not applicable with Momentary operation configuration).
- **Battery powered.** The host equipment's main power recharges these batteries when host is in use.





## Optional extras



### Additional Raise and Lower Control Kit

Designed to enable the access system to raise and lower. This remotely mounted control is contained in a cast aluminium alloy box to provide protection against the elements and other damage.

It can be located outside the cabin, at the mid-platform or at ground level and operated with a simple toggle switch.

The Raise and Lower Control Kit can be supplied with an extension harness ranging from 1m-17m.

### Hydraulic Emergency Down Kit

A lever operated three-way ball valve and mounting bracket provides a fail safe emergency down function.



This can be located on the host vehicle at a convenient location of your choosing.

The Hydraulic Emergency Down Kit is not suitable for the Electric Ladder, Swing, RotorStep or smaller RTV Access Systems.

Note for the Electric Ladders an Emergency Stop can be fitted to stop the ladder at any point in the raise/lower cycle.

### Momentary Operation

The Electric access systems and Electric/Hydraulic Power Packs can be programmed for Momentary operation.

### Boarding Light

The boarding light is activated by pressing the up or down directional switch. The light will stay on for an adjustable/preset period.



### Audible Alarm

The external audible alarm is activated by pressing the up or down directional switch.



### Inhibit Kit

The Inhibit Kit can be connected to the host vehicle to inhibit many functions for example slewing, while the access system is in motion.



### Reservoir Heater

The Reservoir Heater ensures the viscosity of the oil is maintained to raise and lower the ladder in cold climates.

The Reservoir Heater is suitable for temperatures down to -40 degrees Celsius.



### Paint colors

All Safe-Away handrails and step treads can be painted to meet OEM or site paint color specifications.



## Trilift® product range

Hedweld manufactures and distributes the Trilift® range of products specifically designed to assist with the removal, installation and handling of components on mining and heavy earthmoving vehicles. Components such as wheel motors, tyres, hoist cylinders, final drives, transmissions, differentials, hub and strut assemblies and more can be safely handled using our Trilift® component handling products.

As well as supporting the Australian mining industry, Hedweld products are exported worldwide to countries including Canada, Africa, South America, Central Asia, Asia Pacific and the USA.


To keep pace with the ever changing developments in heavy machinery design, Hedweld works closely with Original Equipment Manufacturers (OEMs) to custom design new and innovative products to make component lifting and handling safer, more time efficient and offering significant productivity gains. With the release of new, larger mining and earthmoving equipment, comes the need to safely lift and handle heavier components. Hedweld is constantly reviewing product designs in order to provide the market with timely solutions to the latest lifting and handling requirements.



Trilift® Variable Work Table with Multijig and Cylinder Handler



Trilift® TH15000 Workshop Tyre Handler removing Cat 789C tyre



Trilift® Cat 797 Transmission Hoist removing transmission

For more information visit  
**hedweld.com**

Search by OEM vehicle type  
to discover the right Trilift®  
and Safe-Away® products to  
suit your business.



Also manufacturers and suppliers of:



Maintenance Support Equipment

## Contact Information

Hedweld Engineering Pty Ltd  
5 Thrift Close, Mt Thorley NSW 2330

Phone +61 2 6574 0000

Fax +61 2 6574 0099

[enquiries@hedweld.com](mailto:enquiries@hedweld.com)

[www.hedweld.com](http://www.hedweld.com)



**SAFETY  
EFFICIENCY  
INNOVATION**



*Designed to provide improved safety & efficiency when  
accessing earthmoving and mining equipment*