

VWT Jigging

Multijig XC Tilt Head & Cylinder Handler

This jigging is used to provide additional movement functions for the Trilift® VWT XC20/25/30, to enable the accurate removal of components from large trucks, loaders and other items of plant.

Trilift® Multijig XC Tilt Head

to be used in conjunction with the Cylinder Handler



Designed to integrate with the Trilift® VWT XCs the Multijig XC Tilt Head (Part No. TL02090) bolts directly to the pre-drilled table to assist with the removal of the following components.

Component handling includes:

- Hoist cylinders
- Rear suspension struts

Features

- Hydraulic operation (integrating with all VWT XCs)
- Load holding (counterbalance) valves on all cylinders
- Integrates with all Trilift® VWT XCs remote controls

Trilift® Cylinder Handler with Cylinder Clamp Head

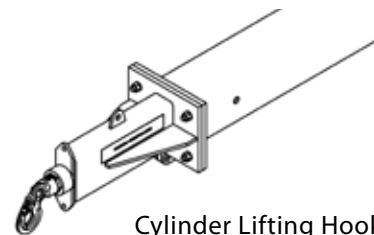


The Cylinder Handler (Part No. TL02091) when used in conjunction with the Trilift® Multijig XC Tilt Head, is designed to assist with the safe and efficient handling of large hydraulic cylinders, including hoist cylinders and rear struts.

Features

- Working load limit capacity of 4409 lbs at maximum reach
- Telescopic reach adjustment
- Quick-Hitch for connection to Trilift® Multijig XC Tilt Head
- Adjustable wire ropes to clamp cylinders of varying diameters

Featuring a telescopic arm, the reach of the clamp can be easily altered for two lengths of operation by pinning the adjustable arm to the required length. To clamp a cylinder, tension adjustable wire ropes are fitted to the head of the Trilift® Cylinder Handler. The attachment of a lifting hook allows the jig to be used as a jib crane.

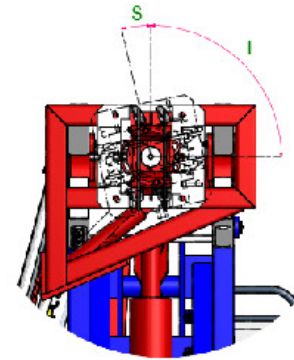
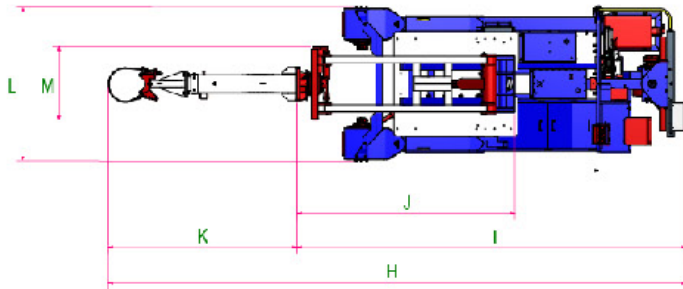
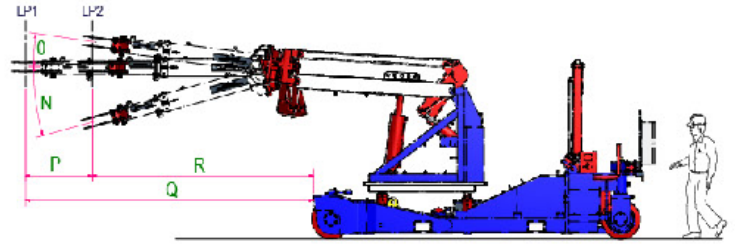
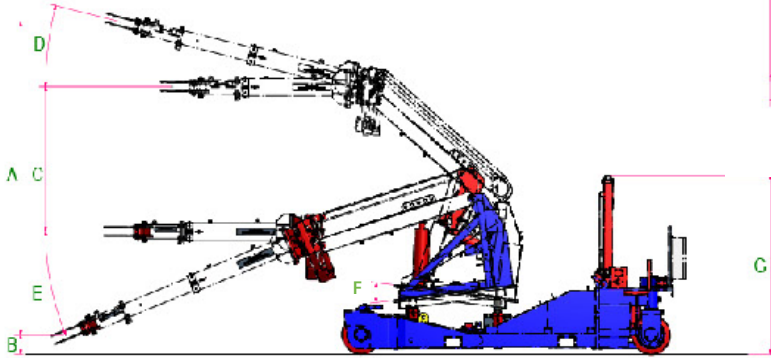


Cylinder Lifting Hook Head



Specifications

As shown on a Trilift® VWT XC30.



Key Dimensions (approximately)

A	Max Height Range	178"	4528 mm
B	Lowest Reach	11"	276 mm
C	Vertical Travel	82"	2089 mm
D	Max Back Tilt	14°	14°
E	Max Forward Tilt	22°	22°
F	Nominal Tilt of Table	14°	14°
G	Machine Operating Height	102"	2585 mm
H	Machine Operating Length	331"	8407 mm
I	Cylinder Handler Point of Attachment	223"	5662 mm
J	Multijig Footprint	125"	3169 mm
K	Cylinder Handler Retracted Length	108"	2748 mm
L	Operating Machine Width	88"	2226 mm
M	Multijig Head Width	41"	1045 mm
N	Multijig Forward Tilt	15°	15°
O	Multijig Back Tilt	8°	8°
P	Horizontal Extension (Travel)	38"	970 mm
Q	Extended Horizontal Reach	165"	4195 mm
R	Retracted Horizontal Reach	127"	3225 mm
S	Head Rotation	13°	13°
T	Head Rotation	90°	90°

Operating Data

Working Load Limit at LP1	4409 lbs	2000 kg
Working Load Limit at LP2	6614 lbs	3000 kg
Cylinder Handler Tare Weight	992 lbs	450 kg
Multijig XC Tare Weight	6173 lbs	2800 kg
Hydraulic Relief Pressure	2683 psi	185 bar (18.5MPa)

The Multijig XC and Cylinder Handler are compliant with the following standards:

- AS 3990-1993 Mechanical equipment—Steelwork.
- AS/NZS 1554.1-2004, Structural Steel Welding.
- AS 1418.1-2002 Cranes, hoists and winches
- AS 1163- Structural steel hollow sections.
- AS/NZS 1594, Hot-rolled steel flat products.
- AS/NZS 3679, Structural Steel.
- AS/NZS 1252 High strength steel bolts with associated nuts and washers for structural engineering.