

Variable Work Table XC30

The Trilift[®] Variable Work Table XC30 has been designed in conjunction with task specific jigs to safely handle various components on the new Ultra-class range of mining haul trucks with a carrying capacity in excess of 400 tonnes.



A valuable asset to improve safety and efficiency in all mining and earthmoving workshops

Features

- Narrow foot print
- Work within one bay
- Self-propelled
- Remote controlled
- All-wheel drive and steer
- Available in two models:
 1. The VWT XC30D has an independent 4 stroke diesel engine (2 cylinder silent pack) (Part No. TL01003)
 2. The VWT XC30E which is AC/DC powered offering the choice of 415V AC and 48V DC power (Part No. TL01031).
- The 32mm plate, jig table is pre-drilled and threaded to accept a range of component specific jigs:
 - Multijig XC Tilt Head (Part No. TL02090) and Cylinder Handler (Part No. TL02091)
 - Universal Hub and Strut Jig (Part No. TL02048)
 - Universal Electric Wheel Motor Jig (Part No. TL02095)
 - Universal Large Wheel Motor Jig (Part No. TL02093)
 - Universal Rear Wheel Group Jig (Part No. TL02023)
 - Universal Spider Tool (Part No. TL02025)(Specification sheets are available for each of these jigs.)

Functions

- Table manoeuvrability:
 - o Raise (up and down)
 - o Tilt (forward and back, left and right)
 - o Rotation (left and right)
 - o Side shift (left and right)
- In conjunction with the above task specific jigs the table is capable of removing components such as:
 - o Wheel motors
 - o Front hubs
 - o Hoist cylinders
 - o Final drives
 - o Hub and strut assemblies
 - o And more...

Please see individual jig sheets for component specific details.



Safety Benefits and Cost Savings

- Provides a safer working environment for all maintenance staff to assist mine maintenance workshops achieve zero harm.
- Allows all bays in the workshop to be utilised to maximise workshop efficiencies.
- Reduces the number of personnel required to perform maintenance tasks freeing up labour for other duties.
- With the introduction of the VWTXC 30, the maintenance time of your equipment will be decreased. This means that your equipment will be spending less time in the workshop and more time moving overburden and mineral.
- Eliminates the need for dump body removal.
- Eliminates the need to work under suspended loads.

Precise control

By utilising the latest hydraulic control technology we have developed the VWT XC30 to give the operator precise control and accurate movement. The user-friendly radio remote has proportional control of the hydraulic valves providing the operator with true feel and millimetre perfect accuracy. By using the remote control the operator has improved visibility and is removed from the danger zone.



Universal appeal

To keep pace with the ever changing developments in heavy machinery design, Hedweld works closely with OEMs to ensure that you have the broadest application for each VWT XC30 and universal jig.

When an OEM component is unique and cannot be handled by our universal jigs we have OEM specific jigs available eg. Komatsu Front Quarter Jig ([Part No. TL02038](#)).



Terex MT6300 Wheel Motor removal using the VWT XC30 with a Universal Large Wheel Motor Jig



Komatsu 960E with a VWT XC30 and a Universal Large Wheel Motor Jig

What our customers say

"We really would have no option available if it weren't for the Hedweld tooling. We used to do it the old Barney & Fred way where the last guy cut the bolt loose!"

"Safety is the biggest factor in why we love this tool. Before we used the Hedweld Hub & Strut Jig we used a fork lift, and it would become unstable and teeter totter. We don't know what we would do without this tool." Mine Maintenance personnel from a USA mine - names and location upon request.

Built to last

Hedweld products are designed utilising the latest computer aided design techniques thus ensuring accurate fits and clearances for prolonged component life.

Hedweld products are fabricated using new high grade steel and a number of components are manufactured using the latest CNC machines and robotics, improving accuracy and ensuring repeatable quality.

Hedweld provides a 12 month warranty for all new equipment.

At Hedweld we have a vision that all workshop bays are being used efficiently, utilising specialised tooling that is purpose built for component handling, with the ultimate outcomes of:

minimising workplace injuries and maximising availability.

Specifications

The Trilift® VWT XC30 is compliant with the following standards:

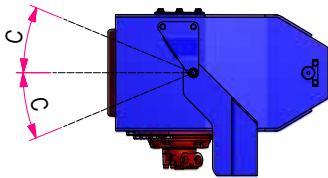
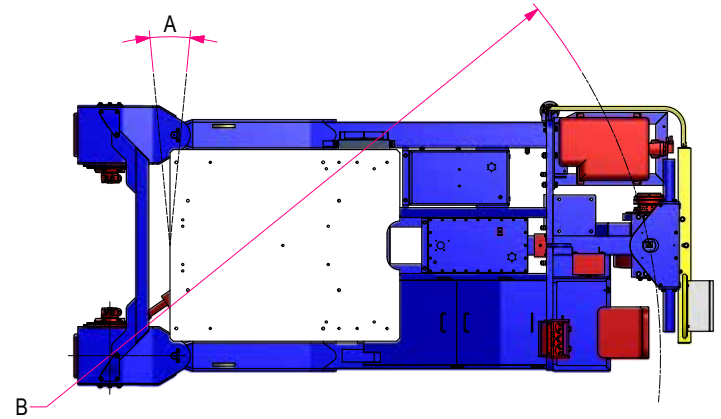
- AS3990-1993 - Mechanical equipment - steelwork
- AS/NZS 1554.1-2004 - Structural Steel Welding
- AS 1418.1-2002 - Cranes, hoists and winches
- AS 1163 - Structural steel hollow sections
- AS/NZS 1594 - Hot-rolled steel flat products
- AS/NZS 3679 - Structural Steel
- AS/NZS 3679.1 - Hot-rolled bars and sections
- AS/NZS 1252 - High Strength steel bolts with associated nuts and washers for structural engineering

Key Operating Data

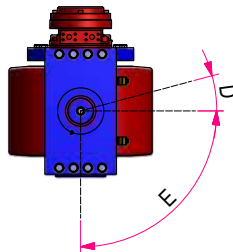
Working Load Limit	30000 kg	66139lb
Travel Speed	0-20 m/min	0-65ft/min
Tare Weight	6800kg	14991lb
Hydraulic Relief Pressure	185 bar (18.5MPa)	2683psi
Pump Capacity	18 litres/min	4 gal/min
Hydraulic Reservoir Capacity	80 litres	21 gal
Engine	Hatz Diesel	-
Electrical Control	24 V DC	-
Fuel Tank Capacity	80 litres	21 gal

Key Dimensions (approximately)

A	Table Rotation	11°	-
B	Turning Radius	4312mm	170in
C	Front Steering Angle	22.5°	-
D	Rear Steering Angle Right	15°	-
E	Rear Steering Angle Left	90°	-
F	Vertical Travel	150mm	5.9in
G	Lowered Table Height	810mm	31.9in
H	Side Tilt	16°	-
I	Overall Height	1851mm	72.9
J	Overall Width	2240mm	88.2in
K	Forward Tilt	14°	-
L	Wheel Base	4225mm	166.3in
M	Overall Length	5005mm	197in



FRONT STEERING DETAIL



REAR STEERING DETAIL

