

Variable Work Table 15

The Trilift[®] Variable Work Table 15 (VWT 15) has been designed and manufactured to provide the versatility to safely handle a range of components on large earth moving trucks which have a carrying capacity up to 240 tonnes.



VWT 15 with Multijig 15 and Universal Cylinder Clamp

A valuable asset to improve safety and efficiency in all mining and earthmoving workshops

Features

- Narrow foot print
- Work within one bay
- Hydraulically self-propelled
- Powered by a pneumatic, Tier IV rated diesel engine or 36VDC
- Rear-wheel drive and steer
- Driven from a seated position with a foot switch
- Auxiliary hydraulic ports - allows for the simple addition of remote tooling and/or various jigs
- Available in three models:
 1. VWT 15D which is powered by a self-contained Tier IV pollution rated diesel motor powering the hydraulic pump. (Part No. TL01015)
 2. VWT 15E which is 36V DC powered utilizing a 240V AC smart battery charger to charge the battery pack. (Part No. TL01002)
 3. VWT 15PE which is pneumatic/hydraulic powered. (Part No. TL01016)
- The 1.2 inch plate, jig table is pre-drilled and threaded to accept a range of component specific jigs:
 - Multijig 15 (Part No. TL02008)
 - Universal Cylinder Clamp (Part No. TL02006)
 - Universal Hub and Strut Jig (Part No. TL02048)
 - Universal Electric Wheel Motor Jig (Part No. TL02095)
 - Universal Rear Wheel Group Jig (Part No. TL02023)
 - Universal Spider Tool (Part No. TL02025)(Specification sheets are available for each of these jigs.)

Functions

- Table manoeuvrability:
 - o Raise (up and down)
 - o Tilt (forward and back, left and right)
 - o Rotation (left and right)
 - o Side shift (left and right)
- In conjunction with the above task specific jigs the table is capable of removing components such as:
 - o Wheel motors
 - o Front hubs
 - o Hoist cylinders
 - o Final drives
 - o Hub and strut assemblies
 - o And more...

Please see individual jig sheets for component specific details.

- Variable speed drive function – with a travel speed of zero to approximately 18 feet/min.



Safety Benefits and Cost Savings

- Provides a safer working environment for all maintenance staff to assist mine maintenance workshops achieve zero harm.
- Allows all bays in the workshop to be utilized to maximise workshop efficiencies.
- Reduces the number of personnel required to perform maintenance tasks freeing up labour for other duties.
- With the introduction of the VWT 15, the maintenance time of your equipment will be decreased. This means that your equipment will be spending less time in the workshop and more time moving overburden and mineral.
- Eliminates the need for dump body removal.
- Eliminates the need to work under suspended loads.



Hoist cylinder removal with VWT 15 and Multijig 15 with Universal Cylinder Clamp



A VWT 15 with Universal Rear Wheel Group Jig

Universal appeal

To keep pace with the ever changing developments in heavy machinery design, Hedweld works closely with OEMs to ensure that you have the broadest application for each VWT 15 and universal jig.



VWT 15 and Multijig 15 and Cylinder Clamp

Built to last

Hedweld's first Variable Work Table was built in 1986. In 2010 it came in for an upgrade of its electric and hydraulics and is still in use today in the NSW Hunter Valley.

What our customers say about the VWT 15 with the Universal Hub and Strut Jig.

"We really would have no option available if it weren't for the Hedweld tooling. We used to do it the old Barney & Fred way where the last guy cut the bolt loose!"

"Safety is the biggest factor in why we love this tool. Before we used the Hedweld Hub & Strut Jig we used a fork lift, and it would become unstable and teeter totter. We don't know what we would do without this tool." Mine Maintenance personnel from a USA mine - names and location upon request.

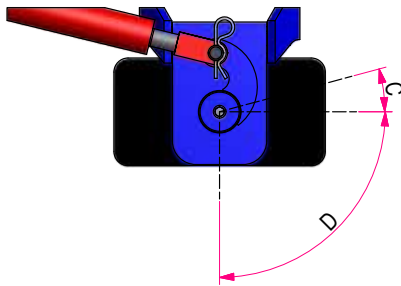
At Hedweld we have a vision that all workshop bays are being used efficiently, utilizing specialised tooling that is purpose built for component handling, with the ultimate outcomes of:

minimizing workplace injuries and maximizing availability.

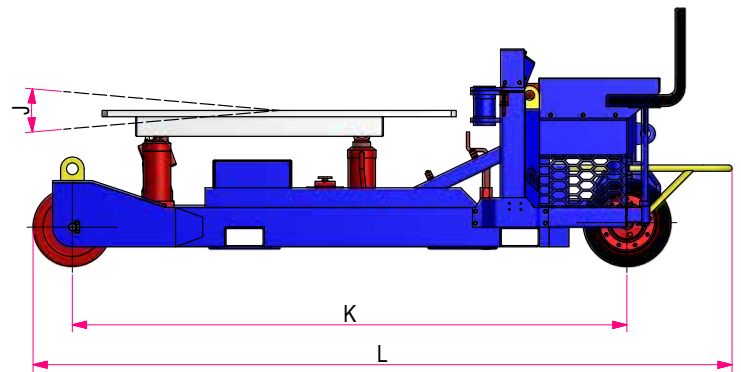
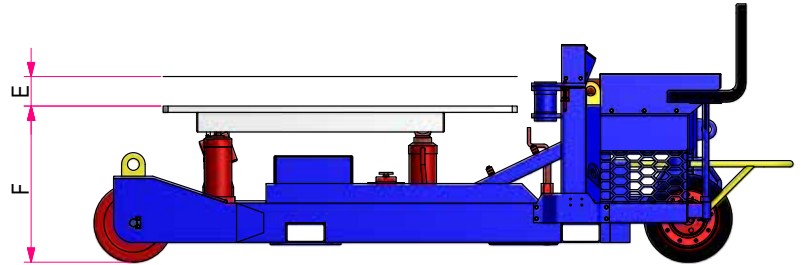
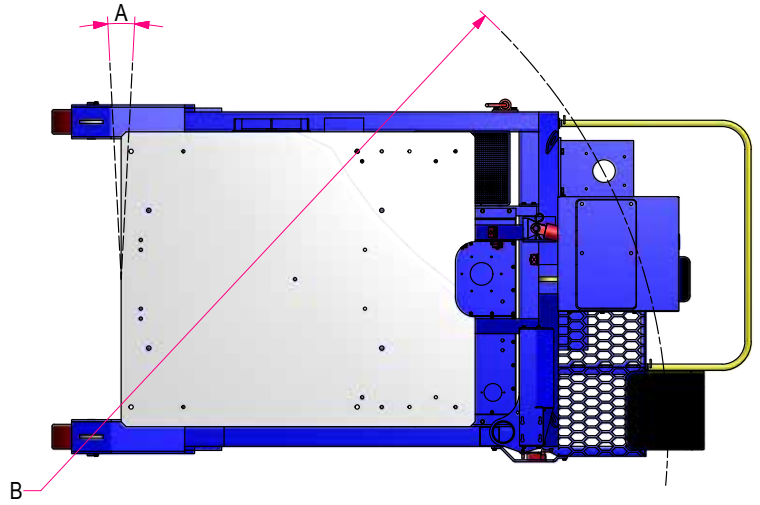
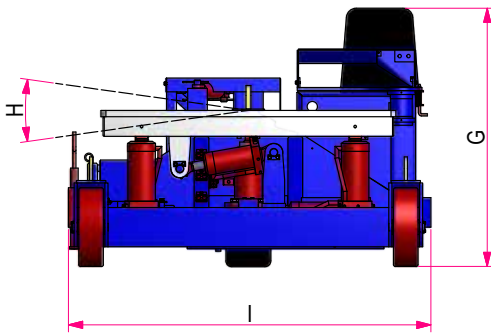
Specifications

The Trilift® VWT 15 is compliant with the following standards:

- AS 4100:1998 Steel Structure Design Code.
- AS/NZS 1554.1:2011 Structural Steel Welding.
- AS 1418.1:2002 Cranes, Hoists and Winches
- AS/NZS 3678:2011 Hot-rolled plates, floor plates and slabs
- AS/NZS 3679.1:2010 Hot-rolled bars and sections.
- AS/NZS 1163:2009 Cold formed structural steel hollow sections.
- AS/NZS 1252:1996 High strength steel bolts with associated nuts and washers for structural engineering.



DETAIL REAR STEERING DETAIL



Key Dimensions (approximately)

A	Table Rotation	6°	-
B	Turning Radius	80in	2020mm
C	Rear Steering Angle Right	15°	-
D	Rear Steering Angle Left	90°	-
E	Vertical Travel	6in	150mm
F	Lowered Table Height	31in	794mm
G	Overall Height	48in	1218mm
H	Side Tilt	16°	-
I	Overall Width	72in	1826mm
J	Forward Tilt	10°	-
K	Wheel Base	114in	2905mm
L	Overall Length	140in	3555mm

Key Operating Data

Working Load Limit	33070lb	15000 kg
High Travel Speed	18ft/min	5.5m/min
Low Travel Speed	9ft/min	3.0m/min
Tare Weight (no load)	7121lb	3230kg
Hydraulic Relief Pressure	1650psi	114 bar (11.4MPa)
Pump Capacity	4 gal/min	15 litres/min
Hydraulic Reservoir Capacity	12 gal	44 litres
Engine	Hatz Diesel	-
Electrical Control	24 V DC	-
Fuel Tank Capacity	1.3 gal	5 litres