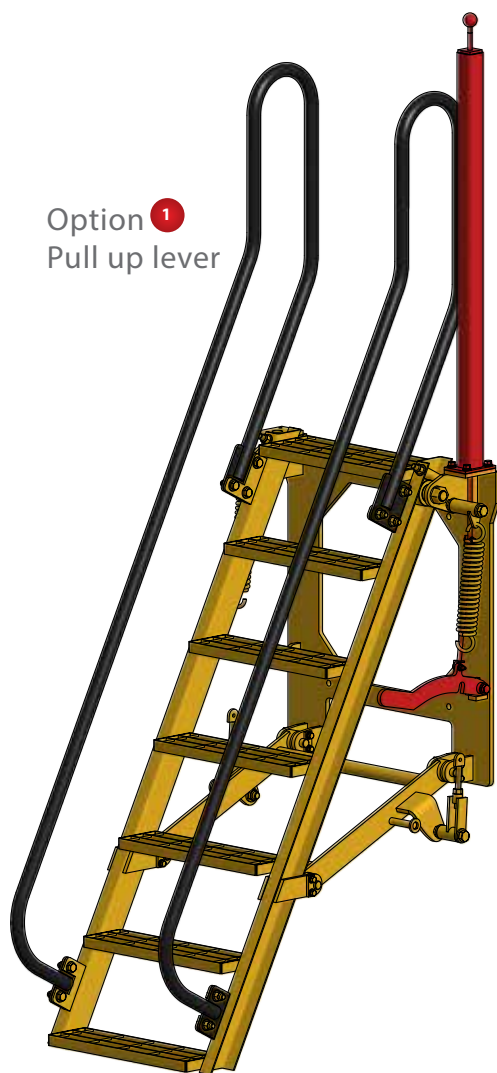


Manual Ladder 2 (ML2)

The new Safe-Away® ML2 Ladder is a manually operated ladder that has been designed as a secondary access option to improve safety for operators and maintenance personnel working with drill rigs or other equipment only requiring simple, manually operated access.

The ML2 can be easily raised or lowered by one person from the deck area via a pull up lever or foot pedal or from the ground via a hand lever. When not in use the ladder is retracted to a vertical position above the ground to reduce the possibility of physical damage. The ML2 provides a convenient secondary access point for emergency egress.



**NEW
LEVERS**
for easier
use

Specifications

The Safe-Away® ML2 has been designed and manufactured to comply where practicably possible with the relevant sections of the following standards:-

SAE J185_200305 ISO 2867:2011 ANSI Z535.4-2007
ANSI A14.2-2007 AS 3868-1991 AS1657-2013

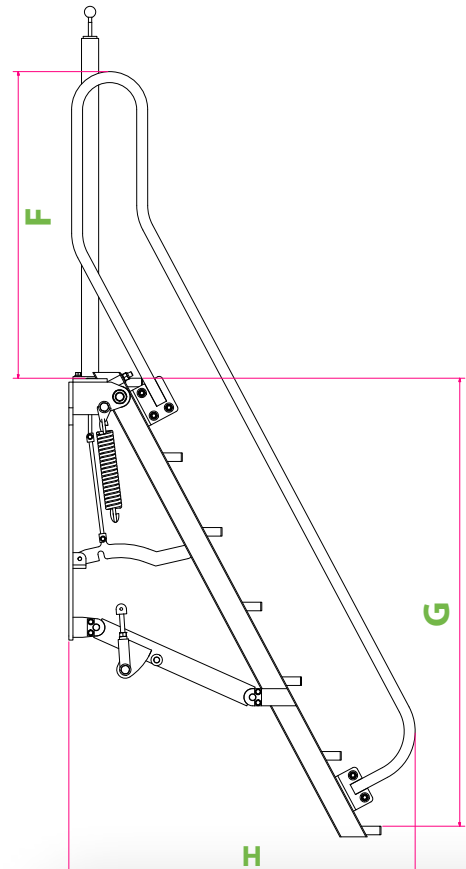
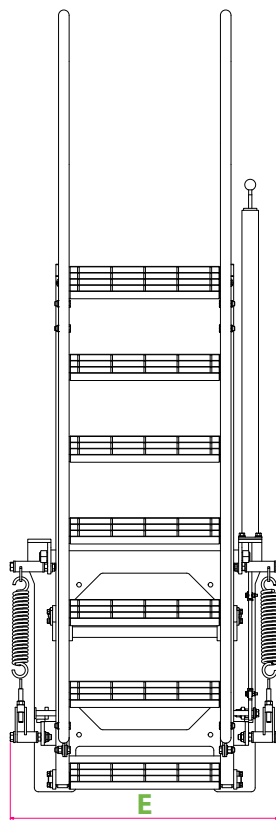
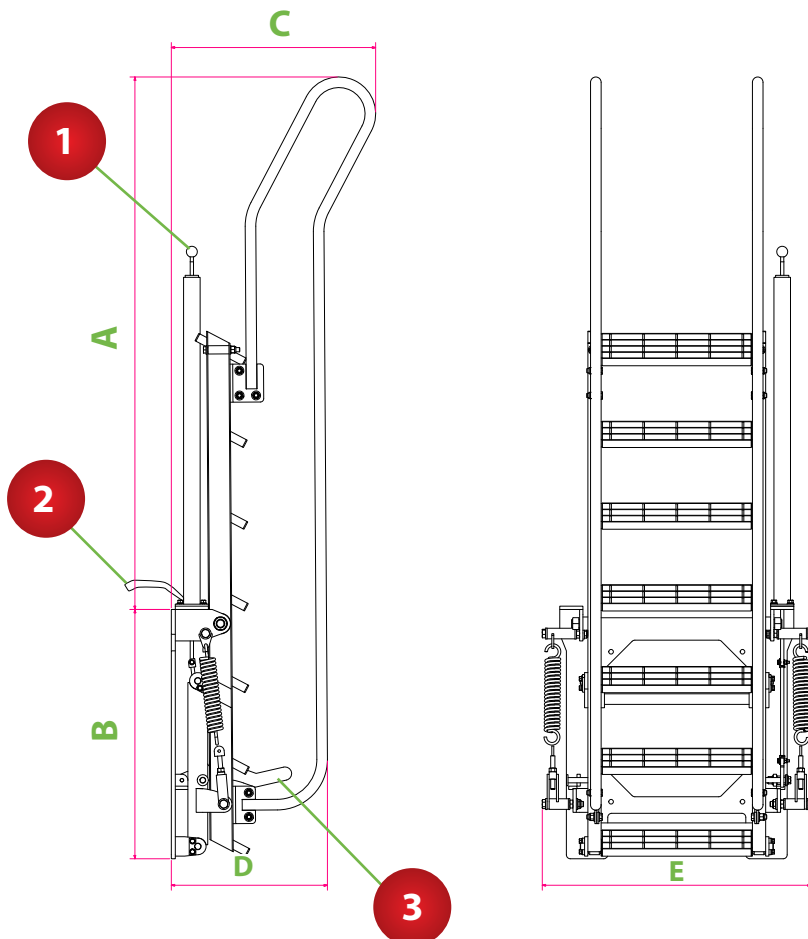
Improvements

The Safe-Away® ML2 is supplied complete with handrails and a drilled and tapped mounting plate to enable quick and easy installation onto your equipment. This enhanced design allows for a smoother ladder action.

An **improved spring-loaded locking mechanism** is provided to hold the ladder in the raised position, ensuring that the ladder will not accidentally lower while your equipment is in operation.

The **new spring-loaded locking mechanism** is accessible from:

- 1 the upper landing via a pull up lever, or alternatively
- 2 the upper landing via a foot pedal, and
- 3 the ground level via a hand lever.



Designed for use on

- Drill Rigs
- Small Earthmoving Equipment
- Equipment up to 69.2 in/1760mm deck height

Ladder Features

- Manual operation
- Pre-assembled and ready to fit
- Easily operated from the ground or deck
- Retracts to vertical position for storage
- Low maintenance - no hydraulics or electrics
- Suitable for emergency egress

Dimensions (approximately)

A	Handrail height retracted	67.5in	1715mm
B	Mount Height	29.6in	753mm
C	Top handrail width retracted	27in	688mm
D	Lower handrail width retracted	17.8in	454mm
E	Ladder width	31.2in	793mm
F	Handrail height extended	39.3in	1000mm
G	Ladder height extended	51.5in	1308mm
H	Handrail width extended	42in	1067mm