

Twin Jack Stand Model 300

The Trilift® Twin Jack Stand Model 300 (Part No. TL13130) is a versatile, heavy duty Jack and Stand designed to lift and support heavy earth moving equipment such as dozers and trucks to a combined working load limit of 300 tonne.

Once the load is raised, spring loaded jaws lock into the teeth on either side of the jack transforming the Twin Jack Stands into **certified support stands**. The inclusion of this locking mechanism ensures compliance with Australian/New Zealand Standard AS/NZS2538-1995, Vehicle Support Stands. This feature eliminates the difficult, time consuming and dangerous procedure of making the change from a jack to a support stand and improves productivity by halving the time it takes to perform the task.



Versatile - by simply removing the centre carriage each turret can be used as a Single Jack Stand Model 150.

ALL-IN-ONE
Jack & Stand
Improving
productivity
by **50%**



Spreads Heavy Loads

Unlike traditional jacks or stands the unique design of the Trilift Twin Jack Stand Model 300 includes a broad 700mm² base-plate to spread heavy loads. This Loading Chart shows the Single Jack Stand's lifting capabilities in relation to the thickness of concrete or other types of hard stand surface.

SURFACE THICKNESS	MPA	LOADING
300mm	40	150 T
250mm	40	116 T
200mm	40	81 T
150mm	40	52 T

Power options

To complement the Trilift® Twin Jack Stand Model 300 we have developed Power Packs allowing the operator to jack both turrets simultaneously or individually.

The Power Pack's 6 metre long hoses allow the operator to control the Twin Jack Stand from a safe distance, reducing the risk of 'line-of-fire' incidents.

Like the Jack Stands the Power Packs can be moved with a Pallet Truck - Manual (Part No. TL13250), Pallet Truck - Electric (Part No. TL13257) or a standard fork truck.



Electric Power Packs (Part No. CP03011) & Pneumatic Power Packs (Part No. CP03015)

Features and Benefits

- Jack and certified Work Stand combined in a single unit
- Broad based to spread heavy loads
- Adjustable jack widths using centre carriage
- Self-engaging locking jaws for increased safety
- Easy placement under a vehicle using a pallet jack
- Simple release of jaws prior to load lowering
- Remote Power Pack with 6m hoses

Key Operating Data

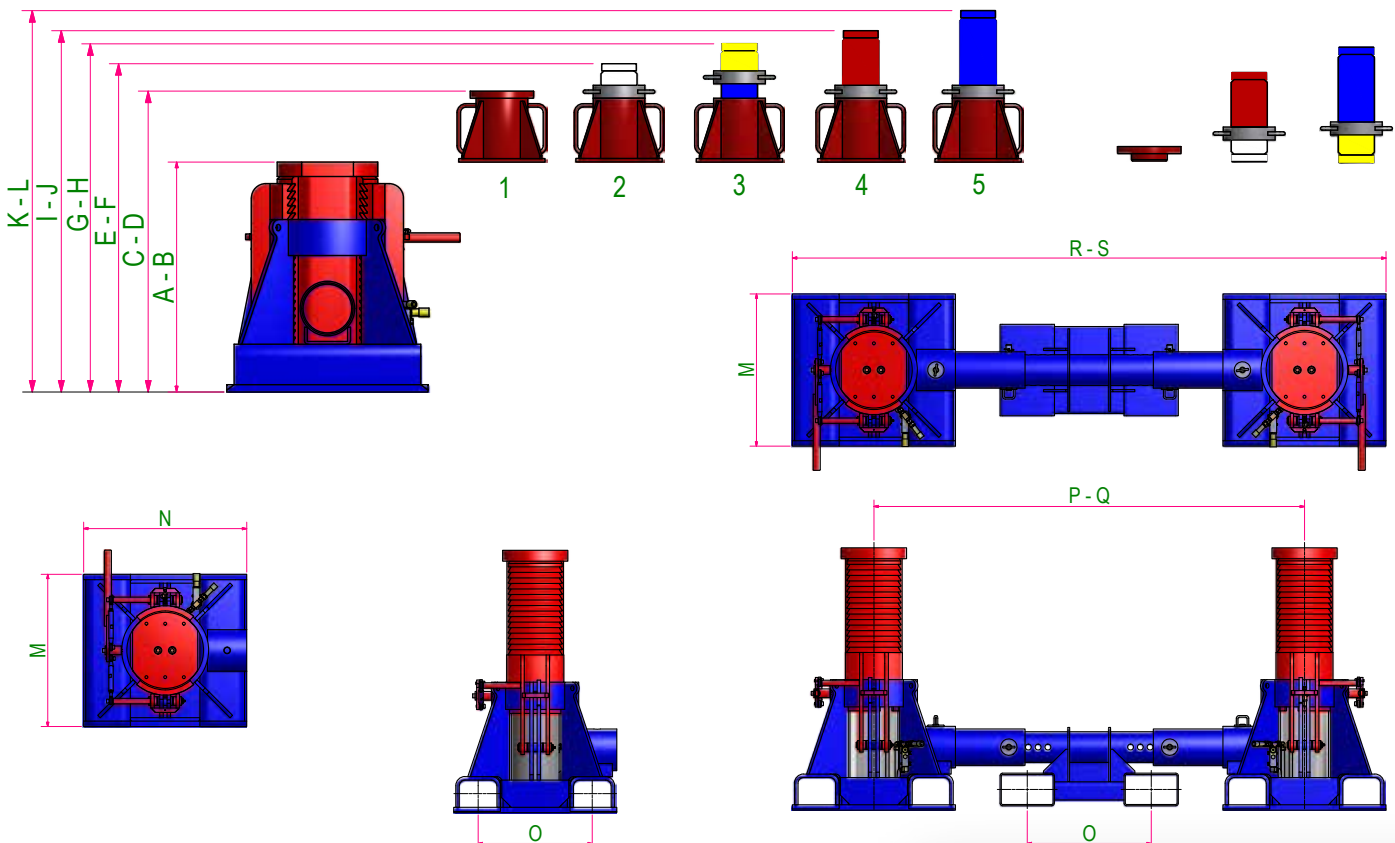
	SINGLE	TWIN
Working Load Limit	150t	300t
Tare Weight	650kg/1433lbs	1800kg/3968lbs

Key Dimensions

A-B Jack Height (Retracted - Extended)	800 - 1206mm	31 - 47in
C-D Adaptor 1	1047 - 1453mm	41 - 57in
E-F Adaptor 2	1142 - 1548mm	45 - 61in
G-H Adaptor 3	1212 - 1618mm	48 - 64in
I-J Adaptor 4	1257 - 1663mm	49 - 65in
K-L Adaptor 5	1327 - 1733mm	52 - 68in
M 150T Jack Length	700mm	28in
N 150T Jack Width	750mm	30in
O Pallet Jack Tyne-Width	525mm	21in
P-Q 300T Twin Jack Turret Width (Retracted - Extended)	1620 - 1980mm	64 - 78in
R-S 300T Twin Jack Overall Width (Retracted - Extended)	2370 - 2730mm	93 - 107in

Adaptor jacking heights


Each Jack is supplied with adaptors to achieve various lifting heights to a maximum of 1733mm. Custom adaptors are available upon request. With the use of the Turret and Adaptors - 5 additional height adjustments are available.



Twin Jack Stand Model 100T inclusions (Part No. TL13101)



1 X Single 50T Jack
Left
(Part No. TL13005)




1 X Centre Carriage Adjustable
Width



1 X Single 50T Jack
Right
(Part No. TL13006)



2 X Adjustable
Height Swivel
Cap Adaptors
(Part No. TL13255)



2 X Flat
Swivel Cap
Adaptors
(Part No. TL13261)

Twin Jack Stand Model 300T inclusions (Part No. TL13130)



1 X Single 150T Jack
Left
(Part No. TL13001)



1 X Centre Carriage Adjustable
Width



1 X Single 150T Jack
Right
(Part No. TL13003)



2 X Turrets
(P/N. HW75434)



2 X Turret Cap
Adaptors
(P/N. HW75437)



2 X Short Adaptors
(P/N. HW75446)



2 X Long Adaptors
(P/N. HW75447)

Full Adaptor Kits available

Power Options (required)



1X Electric Power Pack
(Part No. CP03011)

OR



1 X Pneumatic Power
Pack (Part No. CP03015)

Pallet Trolley (optional)



1 X Manually
Operated WLL 2.5T
(Part No. TL13250)

OR

1 X Electrically
Operated WLL 1.5T
(Part No. TL13257)