

# VWT Jigging

## Multijig XC Tilt Head & Cylinder Handler

This jigging is used to provide additional movement functions for the Trilift® VWT XC20/25/30, to enable the accurate removal of components from large trucks, loaders and other items of plant.

### Trilift® Multijig XC Tilt Head

to be used in conjunction with the Cylinder Handler



Designed to integrate with the Trilift® VWT XCs the Multijig XC Tilt Head (Part No. TL02090) bolts directly to the pre-drilled table to assist with the removal of the following components.

#### Component handling includes:

- Hoist cylinders
- Rear suspension struts

#### Features

- Hydraulic operation (integrating with all VWT XCs)
- Load holding (counterbalance) valves on all cylinders
- Integrates with all Trilift® VWT XCs remote controls

### Trilift® Cylinder Handler with Cylinder Clamp Head

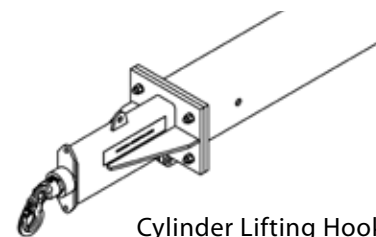


The Cylinder Handler (Part No. TL02090) when used in conjunction with the Trilift® Multijig XC Tilt Head, is designed to assist with the safe and efficient handling of large hydraulic cylinders, including hoist cylinders and rear struts.

#### Features

- Working load limit capacity of 3000kgs at maximum reach
- Telescopic reach adjustment
- Quick-Hitch for connection to Trilift® Multijig XC Tilt Head
- Adjustable wire ropes to clamp cylinders of varying diameters

Featuring a telescopic arm, the reach of the clamp can be easily altered for two lengths of operation by pinning the adjustable arm to the required length. To clamp a cylinder, tension adjustable wire ropes are fitted to the head of the Trilift® Cylinder Handler. The attachment of a lifting hook allows the jig to be used as a jib crane.

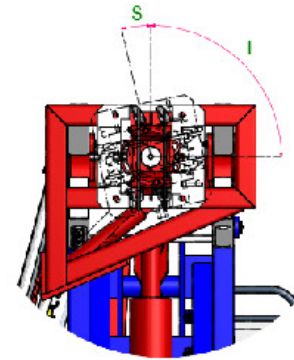
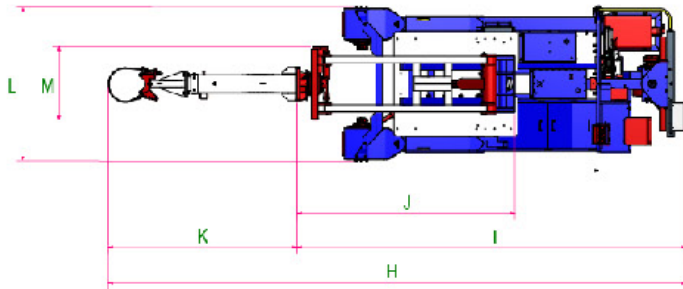
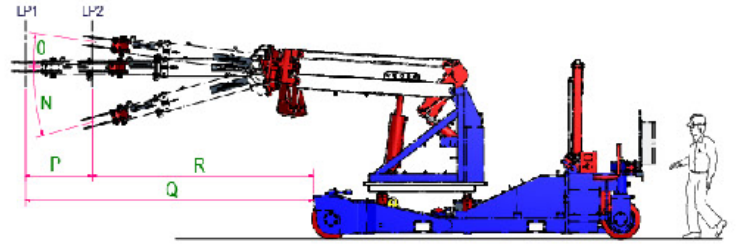
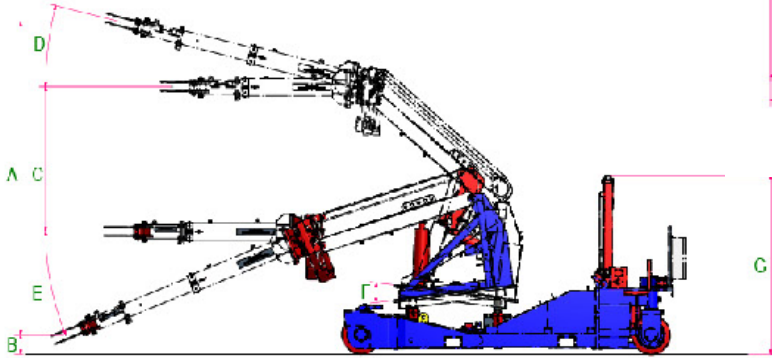


Cylinder Lifting Hook Head



# Specifications

As shown on a Trilift® VWT XC30.



## Key Dimensions (approximately)

A	Max Height Range	4528 mm	178"
B	Lowest Reach	276 mm	11"
C	Vertical Travel	2089 mm	82"
D	Max Back Tilt	14°	14°
E	Max Forward Tilt	22°	22°
F	Nominal Tilt of Table	14°	14°
G	Machine Operating Height	2585 mm	102"
H	Machine Operating Length	8407 mm	331"
I	Cylinder Handler Point of Attachment	5662 mm	223"
J	Multi-jig Footprint	3169 mm	125"
K	Cylinder Handler Retracted Length	2748 mm	108"
L	Operating Machine Width	2226 mm	88"
M	Multi-jig Head Width	1045 mm	41"
N	Multi-jig Forward Tilt	15°	15°
O	Multi-jig Back Tilt	8°	8°
P	Horizontal Extension (Travel)	970 mm	38"
Q	Extended Horizontal Reach	4195 mm	165"
R	Retracted Horizontal Reach	3225 mm	127"
S	Head Rotation	13°	13°
T	Head Rotation	90°	90°

## Key Operating Data

Working Load Limit at LP1	2000 kg	4409 lb
Working Load Limit at LP2	3000 kg	6614 lb
Cylinder Handler Tare Weight	450 kg	992 lb
Multijig XC Tare Weight	2800 kg	6173 lb
Hydraulic Relief Pressure	185 bar (18.5MPa)	2683 psi

The Multijig XC and Cylinder Handler are compliant with the following standards:

- AS 3990-1993 Mechanical equipment—Steelwork.
- AS/NZS 1554.1-2004, Structural Steel Welding.
- AS 1418.1-2002 Cranes, hoists and winches
- AS 1163- Structural steel hollow sections.
- AS/NZS 1594, Hot-rolled steel flat products.
- AS/NZS 3679, Structural Steel.
- AS/NZS 1252 High strength steel bolts with associated nuts and washers for structural engineering.