

RT-45 Stairs

The Safe-Away[®] Raise To 45° retractable stair consists of a pivoting bottom stair section which raises to an approximate angle of 90° to the intermediate stair. There are equipment specific designs to accommodate an upper landing and/or cabin access platform. The RT-45 has been designed to improve safety for operation and maintenance staff when accessing large earthmoving equipment employed in the mining and earthmoving industries.

When fitted to a truck or water cart, the hydraulically controlled pivot stair section retracts above the bumper to reduce the possibility of physical damage.



Safety & Efficiency

The **Safe-Away® RT-45 Stairs** have been specifically designed to suit a wide range of equipment and provides:

- 45° stair for access and egress for large earthmoving trucks while carrying tools and other items.
- Steps of regulation size.
- Landings and platforms to allow safer access to cabins.
- Fixed handrail system for three points of contact.
- A simple robust hydraulic actuator to raise the stair to 45° above the ground when the machine is operational.
- Park Brake Interlock Kit providing additional protection by ensuring the stair is raised automatically when the park brake is released.

Innovation

The **Safe-Away® 2009 Series Access Control System** manages all stair operations.

It provides:

- Simple downloading of day to day logged data to a USB.
- Sequential reports on all events with time and date stamps:
 - Raising and lowering,
 - Fault indications.
- Operational history data logs
- Diagnostics and error reporting accessed directly from the incab control digital display.

Access Control System Features

- Incab control panel with a digital touch pad display showing:
 - Access system status; UP, DOWN and IN MOTION.
 - Detailed fault indication with audible alarm and system event log.
 - 3,000 point event data log with download using a USB key connection to the side of the in cab control panel.
- View downloaded log files as summary and/or full log data in Microsoft® Excel using the supplied SLA to XLS file converter.



The **Safe-Away® 2009 Series Power Pack** is driven by the Access Control System. The hydraulic Power Pack may be mounted vertically, at a convenient location of your choosing, on the vehicle.

It includes:

- Harnesses and Leads.
- Battery Circuit Breaker Kit.



| Log Index | Event Label | Event Code | Date |
|-----------|--------------------------------------|------------|------------------------|
| 1 | Ladder Down | 254 | 01/09/2000 11:31:47 PM |
| 2 | System Voltage Below 18V | 18 | 02/09/2000 12:15:21 AM |
| 3 | Ladder Up | 255 | 02/09/2000 12:20:20 AM |
| 4 | Ladder Down | 254 | 02/09/2000 01:38:05 AM |
| 5 | Ladder Up | 255 | 02/09/2000 01:40:34 AM |
| 6 | Ladder Down | 254 | 02/09/2000 04:38:29 AM |
| 7 | Ladder Up | 255 | 02/09/2000 05:21:04 AM |
| 8 | Ladder Down | 254 | 02/09/2000 06:37:10 AM |
| 9 | System Voltage Below 18V | 18 | 02/09/2000 06:42:51 AM |
| 10 | Ladder Up | 255 | 02/09/2000 07:19:39 AM |
| 11 | System Voltage < 18V During Movement | 17 | 02/09/2000 07:19:46 AM |
| 12 | Ladder Down | 254 | 02/09/2000 08:00:52 AM |
| 13 | System Voltage Below 18V | 18 | 02/09/2000 08:01:40 AM |
| 14 | Ladder Up | 255 | 02/09/2000 08:08:12 AM |
| 15 | Ladder Down | 254 | 02/09/2000 08:22:30 AM |
| 16 | System Voltage Below 18V | 18 | 02/09/2000 08:24:54 AM |
| 17 | System Voltage Below 18V | 18 | 02/09/2000 12:24:06 PM |

Designed to suit your fleet

Due to the number of variations of trucks the **Safe-Away® RT-45 Stair** may need to be customised to accommodate your requirements for specific mount points, platform handrails, infills, platforms, site and/or OEM colours, and Power Pack locations.

Optional extras

1. Additional Raise and Lower Control Panel Kit



A remotely mounted control panel designed to enable the raise and lower operation from outside of the vehicle's cab, or at a position accessible from ground level. Encased in a protective aluminium case.



2. Hydraulic Emergency Down Kit

A lever operated three-way ball valve and mounting bracket provides a fail safe emergency down function.

3. Boarding Light and Audible Alarm Kits



The boarding light (left) and audible alarm (below) are activated by pressing the up or down directional switch. The light will stay on for an adjustable/preset period.



4. Inhibit Kit

A relay with connecting harness for customer only installation of machine inhibit functions independent of the standard Safe-Away® in-built ladder safety functions.



5. Reservoir Heater & Circuit Breaker

The Reservoir Heater ensures the viscosity of the oil is maintained to raise and lower the ladder in cold climates.



RT-45 - designed for use on trucks & water carts

Compatible OEM models include:

| | | | | | | | | | |
|------|------|--------|--------|--------|--------|-------|-------|------|------|
| 773B | 773D | 773E | 775B | 775D | 775E | 777B | 777C | 777D | 785B |
| 785C | 785D | 789B | 789C | 789D | HD465 | HD785 | HD985 | 140M | 170E |
| 630E | 730E | MT3300 | MT3600 | MT4000 | MT4400 | | | | |

The RT-45 can be adapted for other equipment.



The **Safe-Away® RT-45 Stair** is pictured on a Cat 785C truck (above) and on a Cat 777D water cart (below).

The drawing (right) clearly shows the sections that makes up the RT-45.



Access Platform

Intermediate Platform

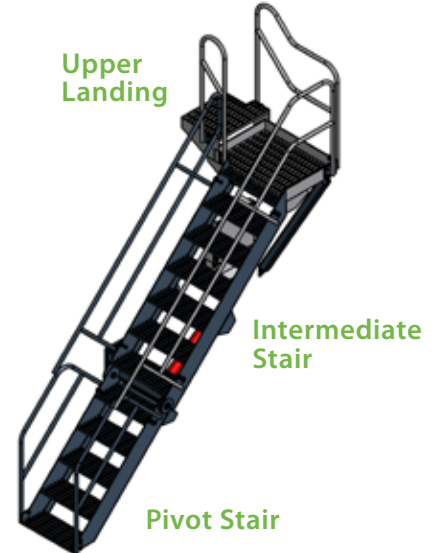
Intermediate Stair

Pivot Stair

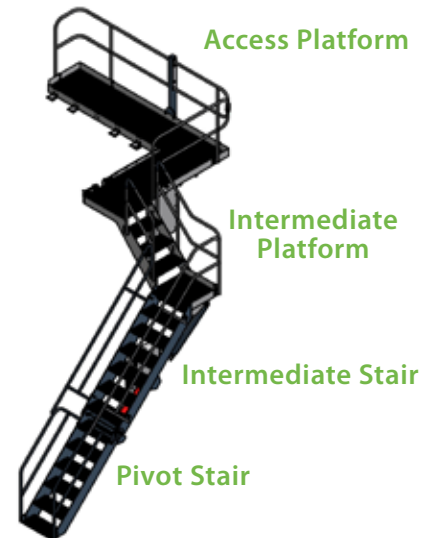
Note: number of steps required will alter by vehicle make and model.

The Safe-Away® RT-45 has been designed and manufactured to comply with the relevant sections of the following standards:-
SAE J185_200305 ISO 2867:2011 ANSI Z535.4-2007 ANSI A14.2-2007 AS 3868-1991

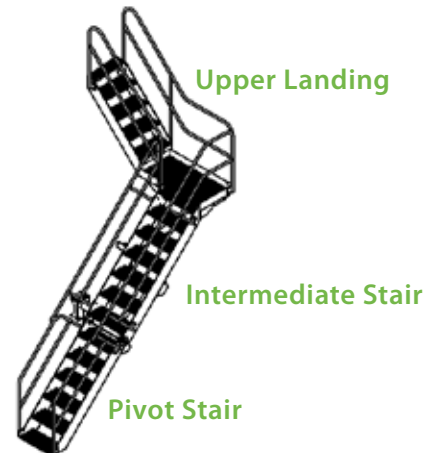
The **Safe-Away® RT-45 Stair** is pictured on a Komatsu HD785 water cart .



The **Safe-Away® RT-45 Stair** is pictured on a Cat 789C truck.



The **Safe-Away® RT-45 Stair** is pictured on a Terex/Unit Rig MT4000 truck.



For all RT-45s the number of steps required will vary by vehicle make & model.